

# Board of Education Meeting March 22, 2021

## FLEMINGTON-RARITAN REGIONAL BOARD OF EDUCATION

March 22, 2021

[Click here to view all public attachments for this meeting.](#)

VIRTUAL EXECUTIVE SESSION – 6:00 P.M.

VIRTUAL REGULAR MEETING - 7:00 P.M.

Please click the link below to join the webinar:

<https://frsd.zoom.us/j/84180664195>

Passcode: 388534

Or iPhone one-tap :

US: +19292056099,,84180664195#,,,,\*388534# or +13017158592,,84180664195#,,,,\*388534#

Or Telephone:

Dial(for higher quality, dial a number based on your current location):

US: +1 929 205 6099 or +1 301 715 8592 or +1 312 626 6799 or +1 669 900 6833 or +1 253 215 8782 or +1 346 248 7799


Webinar ID: 841 8066 4195

Passcode: 388534

International numbers available: <https://frsd.zoom.us/j/84180664195>

- I. Call to Order by the Board President.
- II. In accordance with the State's Sunshine Law, adequate notice of this meeting was provided by sending a notice of the time, date, location, instructions for remote access and making public comment and, to the extent known, the agenda of this meeting on December 15, 2020 and on January 20, 2021, to the Hunterdon County Democrat and The Courier-News. Copies of the notice also have been placed in the Board Office and in each of the district schools, posted on the District website and filed with Flemington Borough Clerk and the Raritan Township Clerk on December 15, 2020 and on January 20, 2021.





# Board of Education Members

## Raritan Township

- Tim Bart, President
- Pamela Baker
- Valerie Bart
- Dr. Marianne Kenny
- Laurie Markowski
- Susan Mitcheltree
- Melanie Rosengarden

## Flemington-Borough

- Jessica Abbott, Vice President
- Jeff Cain

# **District Mission Statement**



The Flemington-Raritan Regional School District values children. Together, **WE:**

- **Foster** social, emotional, and academic growth in a safe and nurturing environment;
- **Respect** values and traditions within our families and schools;
- **Strive** to respond to the needs of our diverse and changing communities;
- **Develop** the curiosity and creativity of critical thinkers to become collaborative problem solvers who meet the challenges of a globally competitive society.

***Every student, every day, every opportunity.***

# Superintendent's Report: Part I An Addendum- Opening our School Doors Wider for Students to Return with Confidence

Flemington-Raritan Regional School District

Monday, March 22, 2021

Presented by Dr. Kari McGann, Superintendent



# Superintendent's Report: District Enrollment

---



J.P. Case Middle School:

Reading-Fleming Intermediate School:

Francis A. Desmares Elementary School:

Copper Hill Elementary:

Robert Hunter Elementary:

Barley Sheaf Elementary Schools:

Out of district students:

Total enrollment:

**711** 7<sup>th</sup> & 8<sup>th</sup> grade students

**648** 5<sup>th</sup> & 6<sup>th</sup> grade students

**469** K-grade 4 students

**419** Pre-K-grade 4 students

**398** K-grade 4 students

**352** K-grade 4 students

**13** Students

**3,010** Pre-K - 8th grade students

\* Data gathered on 3.17.2022

# FLEMINGTON-RARITAN REGIONAL SCHOOL DISTRICT Opening our School Doors Wider

---



Total Number of Students per building for **In-Person Learning**, as of March 22, 2021:

- **Barley Sheaf School = 312**
- **Copper Hill School = 317**
- **Francis A. Desmares School = 365**
- **Robert Hunter School = 293**
- **Reading-Fleming Intermediate School = 480**
- **J.P. Case Middle School = 518**

**TOTAL = 2,285**

Numbers of students represent the requests received before the Friday, February 26, 5 PM deadline. We are still receiving parent requests for students to return to school in-person.



# WHAT IS THE TRIGGER FOR RETURNING TO SCHOOL?

REGULAR MODEL  
ALL STUDENTS &  
STAFF IN SCHOOL



**Goal:** If we continue to see the region stay in the yellow and all indications are pointing in the right direction, meaning

- case rate decreasing,
- percent positivity rates decreasing,
- hospital rates decreasing for the number of COVID-like illnesses, and
- our COVID score remain in the yellow...

we will open our doors wider for students.

We set our sights for the week of March 15, 2021 for in-person learning for five days per week with an early dismissal schedule. **We will bring students back on March 22nd, 2021. We have received PPE to mitigate risk of co-mingling and lessening of six-foot distancing.**

## Regular Model:

All students & staff in school, full days, full in-person instruction

Restrictions: None

## Health & Safety:

Sanitization and disinfection regulations  
Quarantine protocols

## Activities:

All sports/athletics & clubs open



# Merging Cohorts and Returning to Greater Normalcy

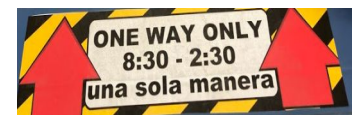
---

- March 15-19 - Cohort A was virtual and Cohort B was in-person.
- March 16 - Students in grades 5-8 adopted the “Genesis” schedule but continued to follow the Cohort A or B weekly rotation.
- March 22 (Day 4 & Day B) - All students in Cohort A & B merged and attend classes in person.





- **Facilities Team Members!** 340 Plexiglass dividers sanded, delivered, installed! Plus, desk clips! Staying late until after the sun sets and arriving before the sun rises.
  - **Technology Team Members!** Technology installation, adapter connections, staying late, coordination this HUGE project, coming in early, & oh the problem-solving!
  - **Pandemic Response Teams!** Staggered arrival & dismissal procedures, problem solving seating arrangements, walkthroughs to double check all is ready!
  - **Our School Nurses!** Oh, the charts! Managing the quarantine and excluding students and staff. The changing guidance! Making vaccinations arrangements!
  - **Maschio's Food Services Team Members!** All the food that has been prepared; cold meals and hot meals, all delivered to classrooms or ready to grab & go!
  - **Pritchard Custodial Services & Health and Hygiene Teams!** Cleaning and disinfecting and cleaning and disinfecting some more.
- ~**Special thanks to our faculty, administrators & support staff members!**~





*Some rooms are still able to get 6 feet of space for social distancing;  
TIS's working with a classroom teacher to optimize simulcasting  
solutions; Classroom where 3 feet of space between desks*





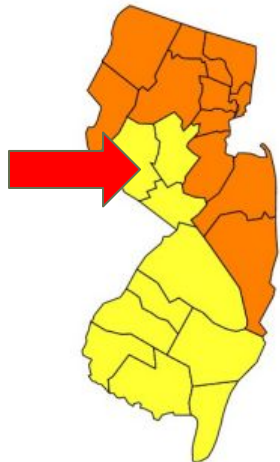




# Referendum Work-- Still moving forward!







**1** Low      **2** Moderate      **3** High      **4** Very High

# February 27, 2021

**COVID-19 Activity Level Report**  
New Jersey Department of Health  
Communicable Disease Service  
Week ending February 27, 2021 (MMWR week 8)<sup>1</sup>

COVID-19 Activity Level Index (CALI)				
	Case Rate <sup>3</sup>	Percent CLI <sup>4</sup>	Percent Positivity <sup>5</sup>	CALI Score <sup>6</sup>
Northwest	27.43 ●	4.17 ○	8.43 ○	3
Northeast	31.41 ●	5.23 ○	7.93 ○	3
Central West	21.23 ○	3.55 ○	5.64 ○	2
Central East	31.53 ●	5.25 ○	8.09 ○	3
Southwest	17.25 ○	2.77 ○	5.57 ○	2
Southeast	21.92 ○	1.95 ○	6.06 ○	2
STATEWIDE				3

Region <sup>2</sup>	Current Activity Level
Northwest	HIGH
Northeast	HIGH
Central West	MODERATE
Central East	HIGH
Southwest	MODERATE
Southeast	MODERATE
STATEWIDE	HIGH

COVID-19 Statewide Activity Level Timeline																																																			
2020																																																			
	1/4/20	1/11/20	1/18/20	1/25/20	2/1/20	2/8/20	2/15/20	2/22/20	2/29/20	3/7/20	3/14/20	3/21/20	3/28/20	4/4/20	4/11/20	4/18/20	4/25/20	5/2/20	5/9/20	5/16/20	5/23/20	5/30/20	6/6/20	6/13/20	6/20/20	6/27/20	7/4/20	7/11/20	7/18/20	7/25/20	8/1/20	8/8/20	8/15/20	8/22/20	8/29/20	9/5/20	9/12/20	9/19/20	9/26/20	10/3/20	10/10/20	10/17/20	10/24/20	10/31/20	11/7/20	11/14/20	11/21/20	11/28/20	12/5/20	12/12/20	12/19/20
2021																																																			
	1/12/21	1/19/21	1/26/21	2/2/21	2/9/21	2/16/21	2/23/21	2/29/21	3/6/21	3/13/21	3/20/21	3/27/21	4/3/21	4/10/21	4/17/21	4/24/21	5/1/21	5/8/21	5/15/21	5/22/21	5/29/21	6/5/21	6/12/21	6/19/21	6/26/21	7/3/21	7/10/21	7/17/21	7/24/21	7/31/21	8/7/21	8/14/21	8/21/21	8/28/21	9/4/21	9/11/21	9/18/21	9/25/21	10/2/21	10/9/21	10/16/21	10/23/21	10/30/21	11/6/21	11/13/21	11/20/21	11/27/21	12/4/21	12/11/21	12/18/21	12/25/21

1 Low      2 Moderate      3 High      4 Very High

# March 13, 2021

## COVID-19 Activity Level Report

New Jersey Department of Health  
Communicable Disease Service

Week ending March 13, 2021 (MMWR week 10)<sup>1</sup>

COVID-19 Activity Level Index (CALI)				
	Case Rate <sup>3</sup>	Percent CLI <sup>4</sup>	Percent Positivity <sup>5</sup>	CALI Score <sup>6</sup>
Northwest	34.72 ●	4.85 ○	9.35 ○	3
Northeast	33.79 ●	5.49 ○	8.24 ○	3
Central West	25.69 ●	3.57 ○	6.01 ○	3
Central East	36.63 ●	6.46 ○	8.75 ○	3
Southwest	20.61 ○	3.19 ○	6.19 ○	2
Southeast	22.23 ○	1.51 ○	5.78 ○	2
STATEWIDE				3

Region <sup>2</sup>	Current Activity Level
Northwest	HIGH
Northeast	HIGH
Central West	HIGH
Central East	HIGH
Southwest	MODERATE
Southeast	MODERATE
STATEWIDE	HIGH



**You may be asking, “What will we do if our region moves into the orange?”**

We will not go back to a Cohort A and Cohort B alternating weekly hybrid schedule unless there are serious local issues in our community with community spread.

If we return to an “orange” level and see an increase in cases and we remain in an “orange” status for several weeks, we may need to consider more serious alterations to adjust to the community spread, but bouncing back and forth between hybrid and a five-day in-person schedule does not allow for a consistent instructional program.

There are adjustments we can make without having to fully disrupt our educational program. These may include but are not limited to:

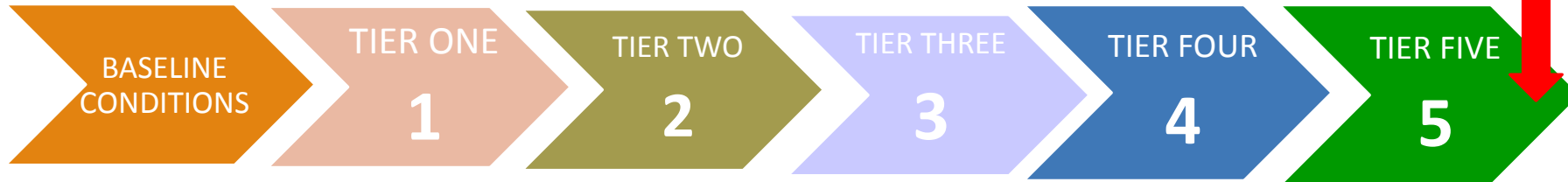
- the elimination of in-person to only virtual participation for sports at the middle school level or;
- the possible discontinuation of lunch in our elementary buildings if either of these was deemed to be a factor in the increase in community spread;
- Other alterations may be necessary depending on the seriousness of the local case rate, percent CLI, and percent positivity rate.






# OPENING OUR DOORS WIDER FOR MORE STUDENTS FOR IN-PERSON LEARNING WHILE STILL SUPPORTING OUR VIRTUAL STUDENTS IN OUR VIRTUAL ACADEMY

REGULAR MODEL  
ALL STUDENTS &  
STAFF IN SCHOOL



## Questions



**Regular Model:**  
All students &  
staff in school,  
full days, full  
in-person  
instruction

**Restrictions:**  
None

**Health & Safety:**  
Sanitization and  
disinfection  
regulations  
Quarantine  
protocols

**Activities:**

# Superintendent's Report: Part II FY 2021-2022 Tentative School District Budget



Flemington-Raritan Regional School District

Monday, March 22, 2021

Presented by Dr. Kari McGann, Superintendent &  
Mrs. Stephanie Voorhees, Business Administrator

## What is a Tentative Budget?

**Tentative Budget:** A tentative budget approval for the school year authorizes the District to submit a tentative budget to the Executive County Superintendent of Schools for approval in accordance with the statutory deadline.

The proposed tentative budget provides evidence to the Executive County Superintendent's Office that there are sufficient funds to provide curriculum and instruction enabling all students to achieve the NJ student learning standards.

*“This budget makes a continued investment in Flemington-Raritan Regional School District students. The Superintendent is committed to ensuring the District focuses on collaborative decision-making with members of the organization, where it belongs, and on giving teachers the support they need to teach the New Jersey student learning standards.”*

*“By continuing to focus on the District’s funding priorities by supporting students and teachers, we can further our students’ creativity and ingenuity and lay the foundation for building a culture of innovation.”*

— Kari McGann, Superintendent of Flemington-Regional School District

# FY 2021-22 Budget Presentation Overview

- ❑ Definitions
- ❑ District Budget Themes
- ❑ District Priorities
- ❑ District Overview
- ❑ District Budget
- ❑ Tax Impact



# What is a budget?

- A budget is a description of a financial plan. It is a list of estimates of revenues to and expenditures by an agent for a stated period of time. Normally a budget describes a period in the future not the past. It is a plan for allocating resources: a plan specifying how resources, especially time or money, will be allocated or spent during a particular period. It identifies for a particular purpose: the total amount of money allocated or needed for a particular purpose or period of time.
- The budget is our District's **financial plan** to deliver and maintain the District's facilities and the mandated/non-mandated programs for the students we serve.



# FY 2021-22 Budget Themes

Helps ensure every child has the opportunity to receive a high quality education meeting Goal Area #1-

Academics/Curriculum in the 2018-2023 Strategic Plan

Maintains strong support for the District's most vulnerable students to achieve Goal Area #2- Special Services in the 2018-2023 Strategic Plan

Provides funding for each school in a fiscally responsible manner to achieve Goal Area #3- Resource Management in the 2018-2023 Strategic Plan

Continues to build support for educational innovation in STEM (science, technology, engineering, and mathematics)

Acknowledges the appropriate District's role in the recovery of the COVID-19 pandemic for our students academic and mental health.

# FY 2020-22 District Priorities

Security, Emotional and Mental Health, and Safety

Effective Schools Solutions expansion- maintain at Robert Hunter Elementary School and maintain at Reading-Fleming Intermediate School **and expand** to J.P. Case Middle School.

Continuation of the curriculum cycle and Next Generation Science Standards and advance the district's work in STEM (science, technology, engineering, and math) opportunities for students and faculty.

Compliance with Special Education

Mandated Professional Learning

“Safe Schools”

Professional Learning Initiatives

Articulation- Vertical and Horizontal

Continuation of the expansion of educational technology

Enhancement of educational leadership and data driven decision making for continuous district/school improvement'

Continue to strengthen districtwide environment that promotes stability and leadership

# District Overview

Our 3,010 students, 375 certified staff, and our support staff are housed in six buildings: four elementary (pre K-4), an intermediate school (5-6), and a middle school (7-8).

Our graduates complete their 9-12 education at the Hunterdon Central Regional High School. The overall demographic profile for our district includes:

State Funded pre-school students: **0**

Homeless students: **1**

Low socioeconomic students (LSE): **597**

Students with Disabilities: **591** (does not include out-of-district students)

English Language Learners: **187**

Enrollment: 3,010 students (March 21, 2021) 13 students out-of-district.

3,118 students ( March 21, 2020) 14 students placed out-of-district.

3,119 students (April 8, 2019) 19 students in an out-of-district.

The FY 2021-2022 District budget provides:

In 2020-2021 FRSD had a \$67,275,701 million in total budget, costs are predominantly instruction, providing services and transporting students in grades pre-kindergarten through grade eight.

This year, the 2021-2022 FRSD has a \$69,419,165 million in total budget, costs continue to be predominantly instruction, providing services and transporting students in grades pre-kindergarten through grade eight.



Expenditures		Revenue (Fund 10)	
General Current Expense	\$62,262,237	Budgeted Fund Balance	\$ 1,855,523
Capital Outlay	\$ 456,233	Local Tax Levy	\$54,774,236
		Tuition	\$ 101,000
		Misc. Revenue	\$ 280,000
Special Revenue Fund	\$ 872,645		
		SEMI	\$ 94,211
Repayment of Debt	\$ 5,828,050	State Aid	\$ 5,113,500
		Extraordinary Aid	\$ 500,000
		Fund 20	
		Est. Special Revenue	\$ 872,645
		Fund 40	
		Budgeted Fund Balance	\$ 337,515
		Local Tax Levy	\$ 4,608,379
		Debt Service Aid	\$ 882,156
<b>Total Expenditures</b>	<b>\$69,419,165</b>	<b>Total Revenue</b>	<b>\$69,419,165</b>

# The FY 2021-2022 District Tax Levy:

**Tax Levy Cap = 2.00%**

(2% max)

Percent Share	Borough	Township
2021-2022	0.098477323	0.901522677
Tax Levy General Fund	\$5,394,020.13	\$49,380,215.87
Tax Levy Debt Service	\$ 453,820.83	\$ 4,154,558.17
Municipal Ratables	\$469,465,400	\$4,185,681,100
Total 2021 Tax Levy	\$6,048,457.73	\$52,940,480.27
Total New Tax Rate	\$1.2883	\$1.2648
Total Old Tax Rate	\$1.3041	\$1.2350
Change	-\$0.0158	\$0.0298

# The FY 2021-2022 District Tax Levy:

Percent Share	Borough	Township
2021-2022	0.098477323	0.901522677
Change	-\$0.0158	\$0.0298
Change for \$100,000 Borough Home	-\$15.80	n/a
Change for \$200,000 Borough Home	-\$31.60	n/a
Change for \$100,000 Township Home	n/a	\$29.80
Change for \$200,000 Township Home	n/a	\$59.60
Tax for \$100,000 Borough Home	\$1,288.30	n/a
Tax for \$100,000 Township Home	n/a	\$1,264.80

# FY 2021-2022 Tentative School District Budget

Flemington-Raritan Regional School District

