



# FLEMINGTON-RARITAN REGIONAL SCHOOL DISTRICT

## *ENROLLMENT TRENDS RESIDENTIAL CONSTRUCTION*

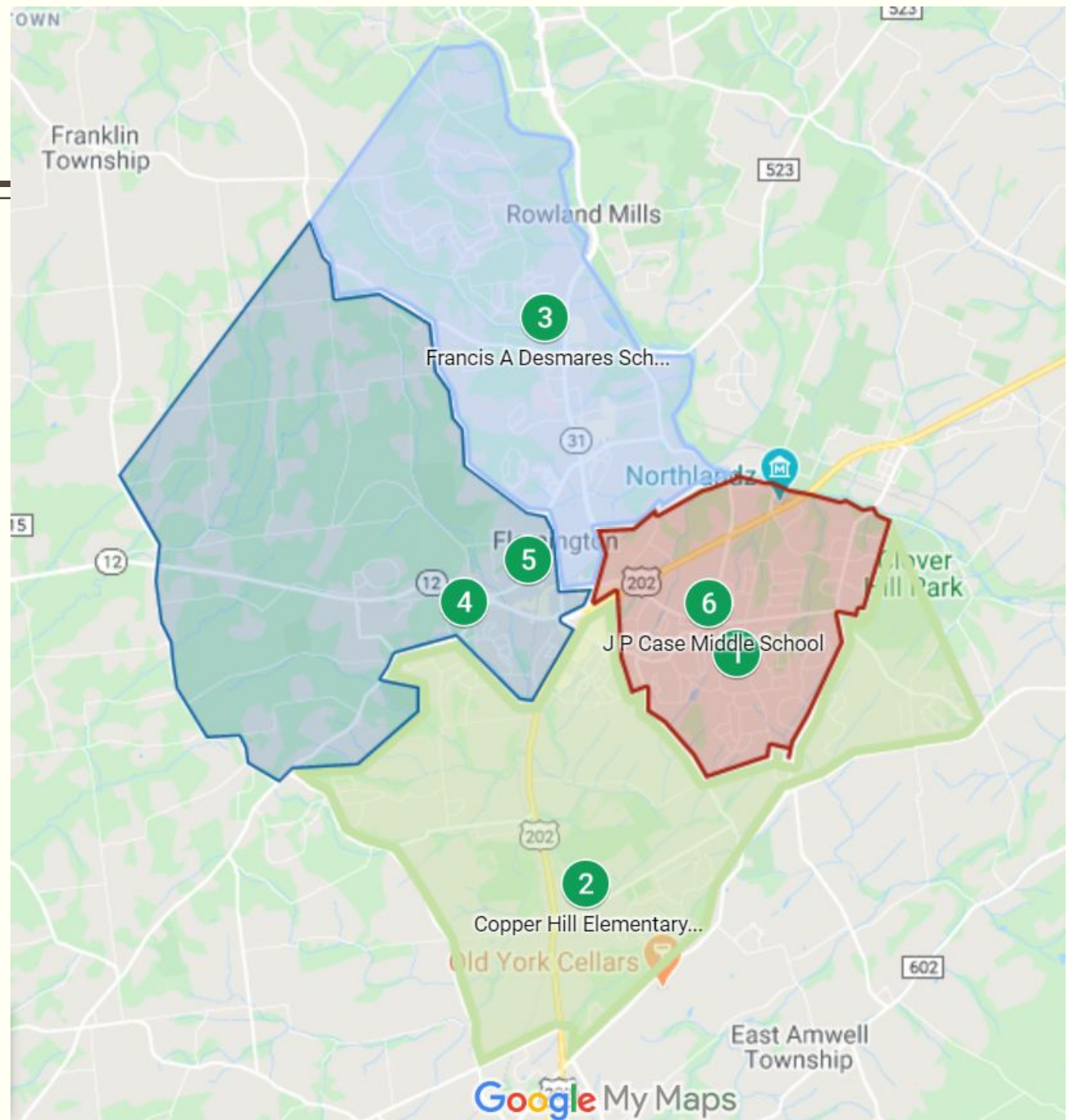
*NOVEMBER 22, 2021*

Daniel E. Bland  
Assistant Superintendent



---

# Elementary Catchment Areas



# OUR SCHOOLS

---

## **Barley Sheaf (K-4)**

- 367 Students
- 10.9% Free/Reduced Lunch
- 15.3% Total Special Ed.
- 10.6% Special Ed. w/o ESLs
- 1.1% English Language Learners



## **Copper Hill (Pre-K-4)**

- 442 Students
- 13.6% Free/Reduced Lunch
- 26.5% Total Special Ed.
- 23.1% Special Ed. w/o ESLs
- 5.4% English-As-A-Second Language

# OUR SCHOOLS

---



## **Francis A. Desmares (K-4)**

- 483 students
- 35.6% Free/Reduced Lunch
- 12.2% Total Special Ed.
- 8.3% Special Ed. w/o ESLS
- 24.8% English Language Learners

## **Robert Hunter (K-4)**

- 405 students
- 17.8% Free/Reduced Lunch
- 16.5% Total Special Ed.
- 12.1% Special Ed. w/o ESLS
- 10.6% English Language Learners



# OUR SCHOOLS

---

As of October 15, 2021



## **Reading Fleming Intermediate School (5-6)**

- 651 students
- 19.4% Free/Reduced Lunch
- 24.1% Total Special Ed.
- 18.1% Special Ed. w/o ESLs
- 4.6% English Language Learners

## **J.P. Case Middle School (7-8)**

- 680 students
- 17.5% Free/Reduced Lunch
- 17.6% Total Special Ed.
- 16.2% Special Ed. w/o ESLs
- 3.2% English Language Learners



# OUR DISTRICT

---

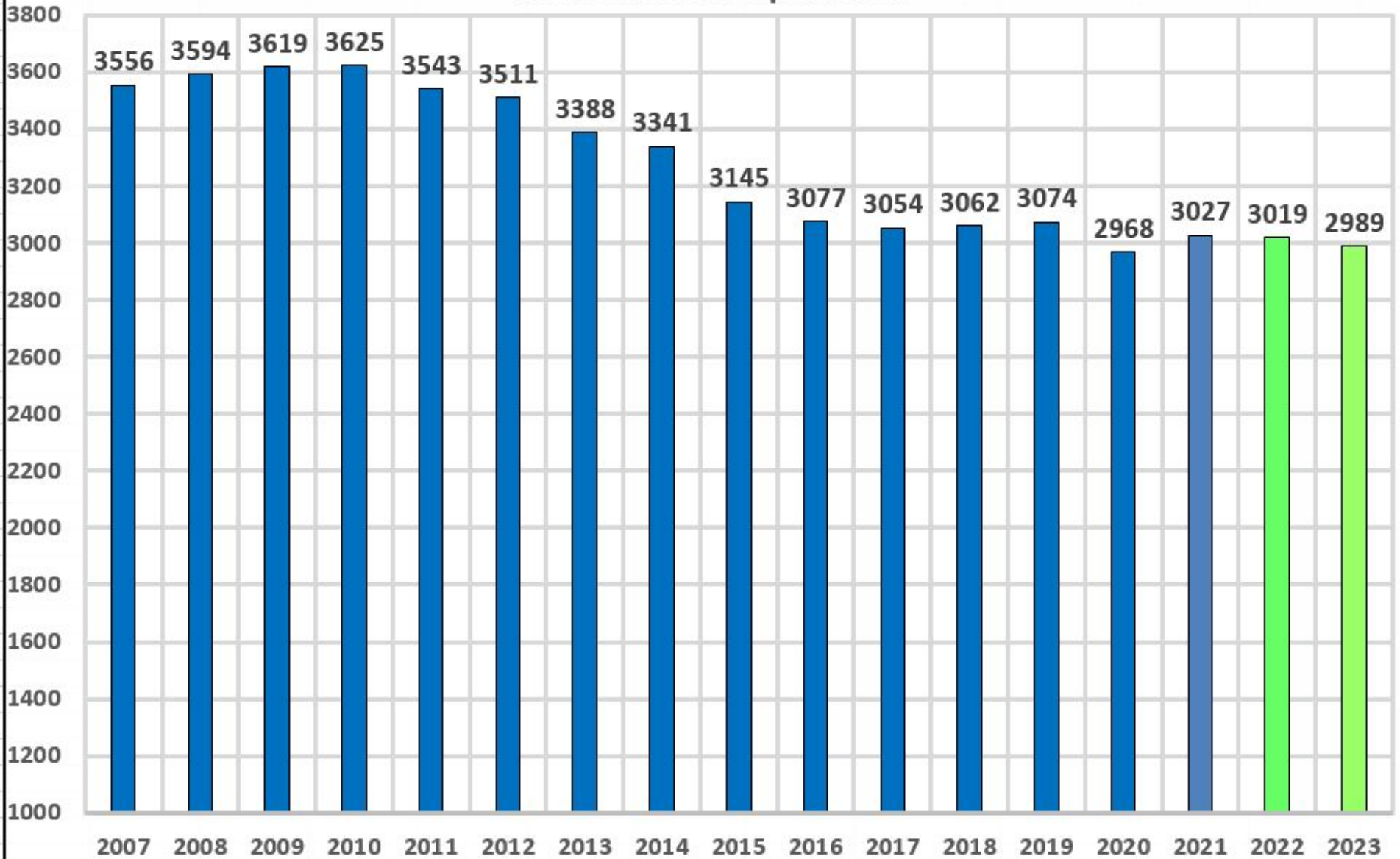


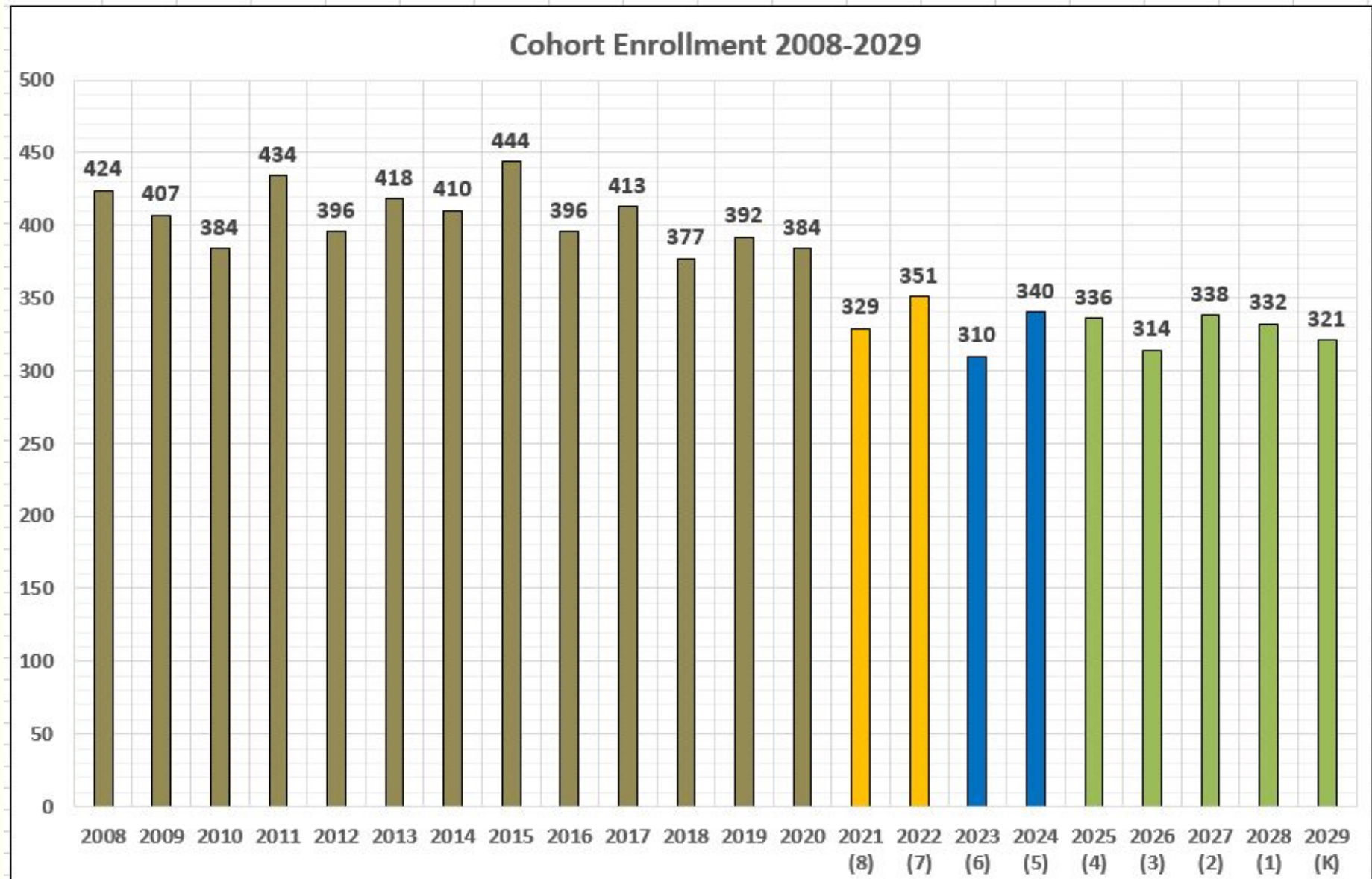
---

	<b>Total Students</b>	<b>Economically Disadvantaged</b>	<b>Special Education including Speech</b>	<b>Special Education excluding Speech-only</b>	<b>English Language Learners</b>
<b>BS</b>	367	10.9%	15.3%	10.6%	1.1%
<b>CH</b>	442	13.6%	26.5%	23.1%	5.4%
<b>FAD</b>	483	35.6%	12.2%	8.3%	24.8%
<b>RH</b>	405	17.8%	16.5%	12.1%	10.6%
<b>RFIS</b>	651	19.4%	24.1%	18.1%	4.6%
<b>JPC</b>	680	17.5%	17.6%	16.2%	3.2%
<b>Totals</b>	3028	19.5%	19.0%	15.1%	8.0%

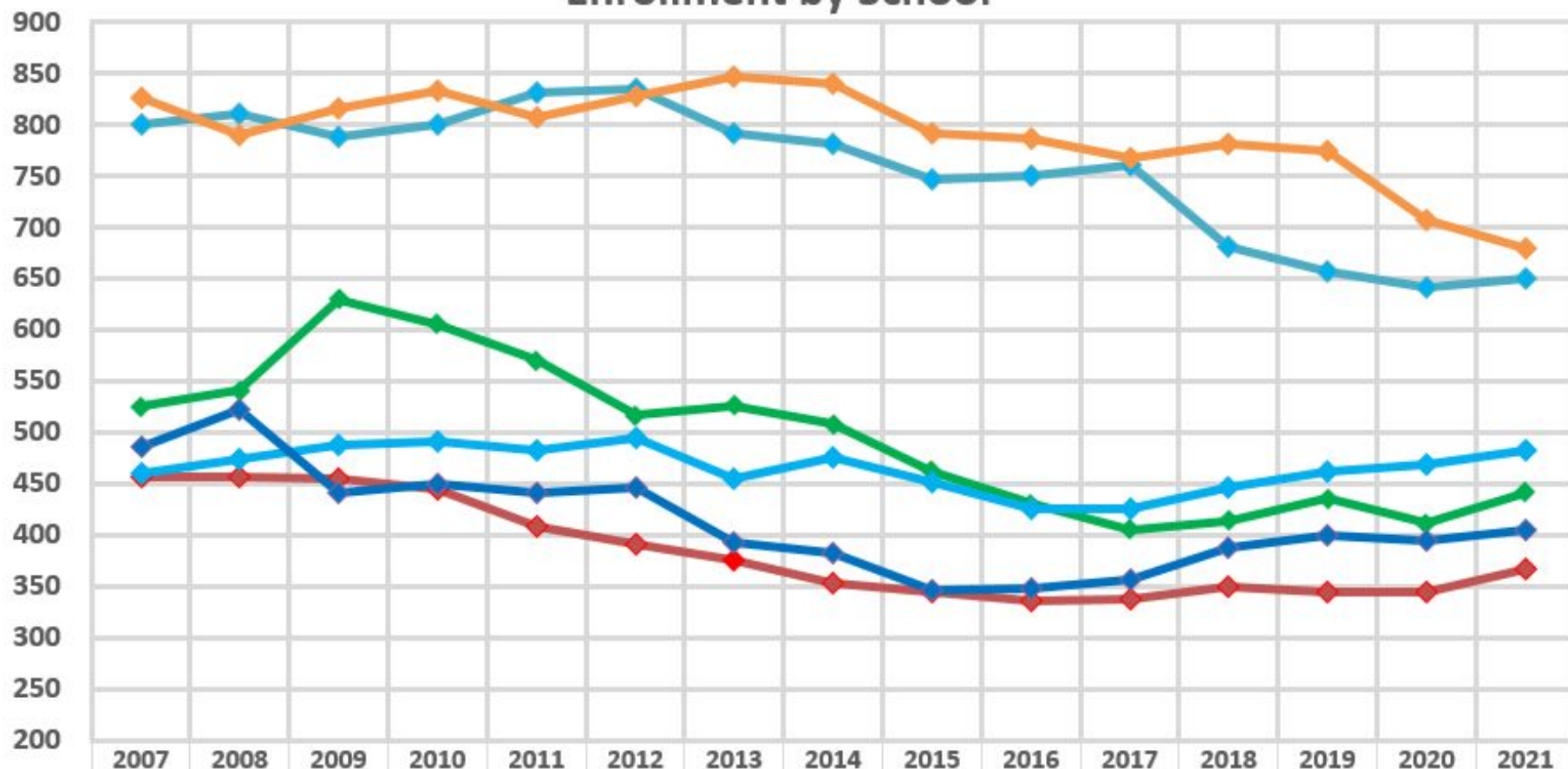
As of October 15, 2021

## Total District Population





## Enrollment by School



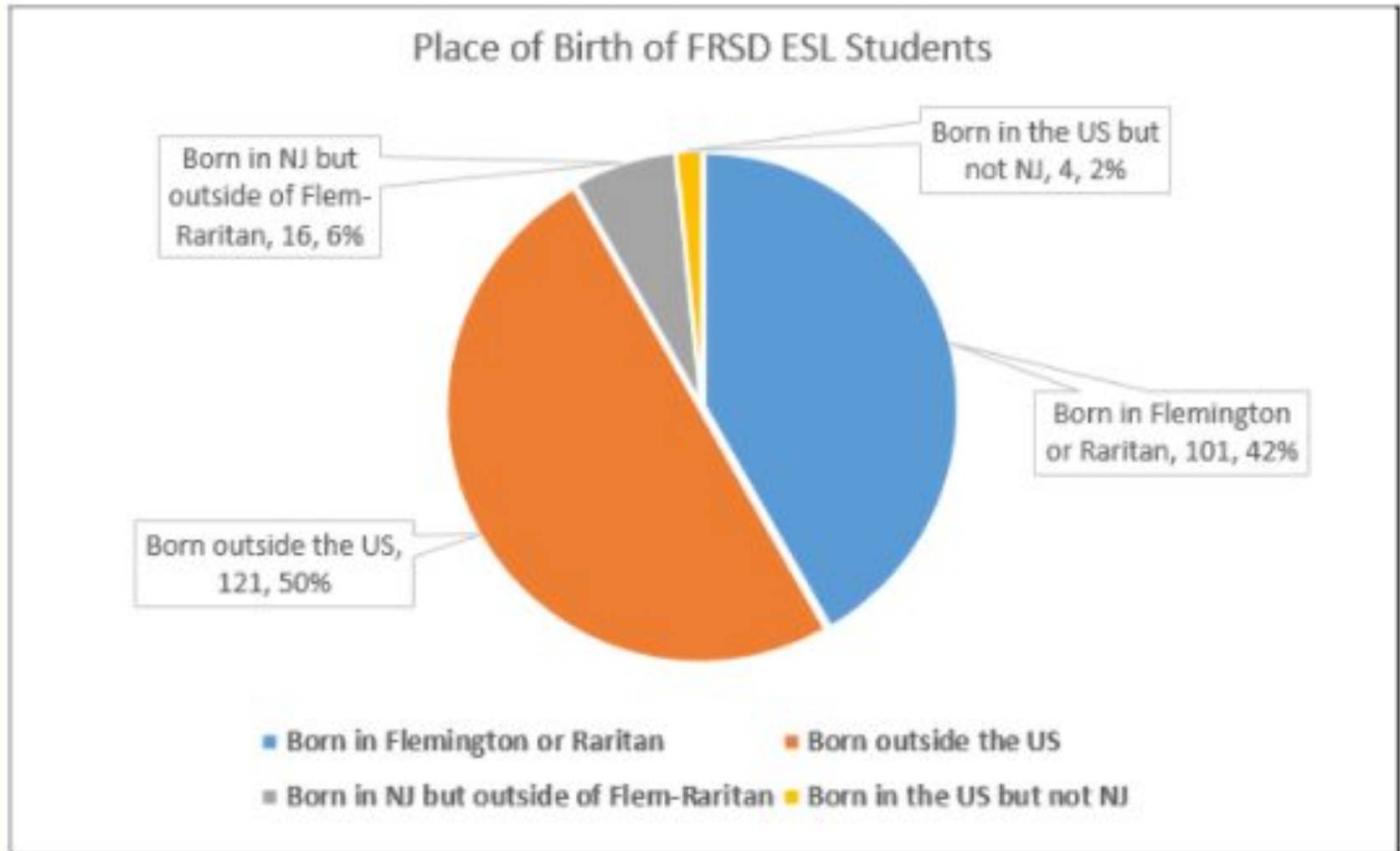
BS	457	457	455	444	409	391	375	353	345	336	338	350	345	345	367
CH	525	541	630	606	570	517	526	508	462	430	405	414	436	411	442
FAD	461	474	488	492	483	495	455	475	452	426	426	447	462	469	483
RH	486	522	442	449	442	446	393	383	347	348	357	388	399	395	405
RFIS	800	810	788	801	831	834	792	782	747	751	761	682	657	641	650
JPC	827	790	816	833	808	828	847	840	792	786	767	781	775	707	680

## FRSD Enrollment: 2007-2021



## English Language Learners

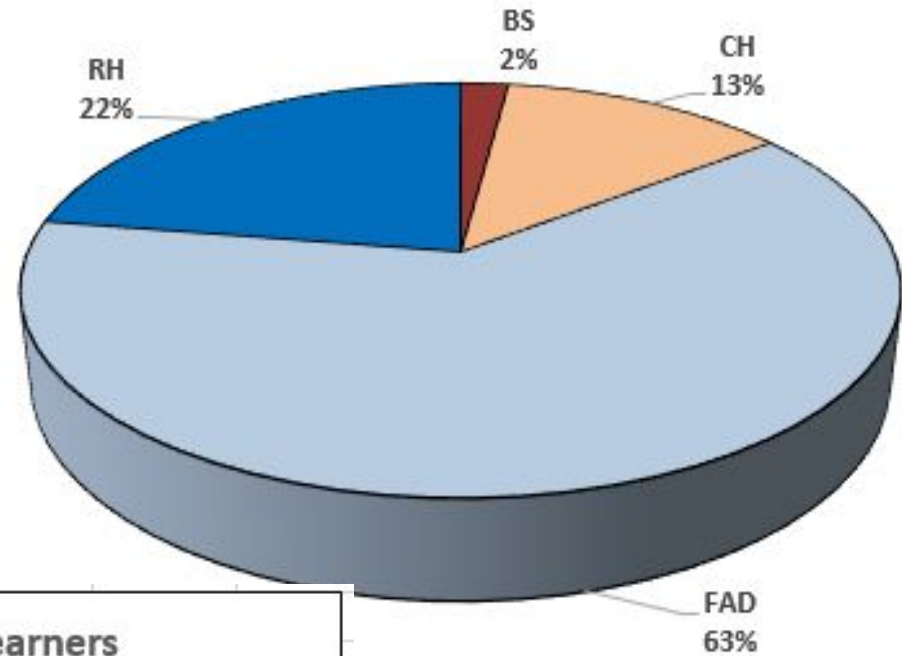
---



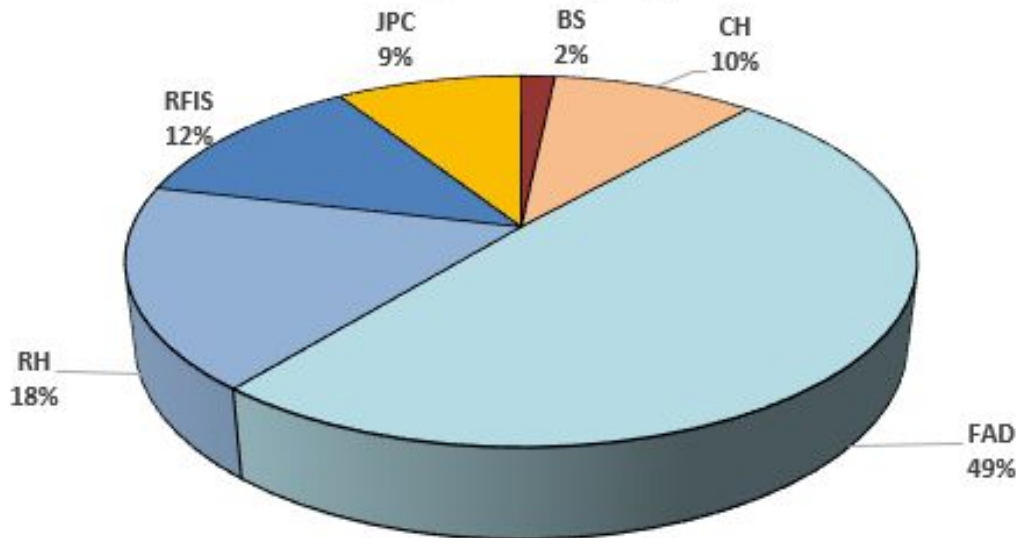
As of October 15, 2021

Elementary Schools only>>>

**2021-2022 English Language Learners**



**2021-2022 English Language Learners**



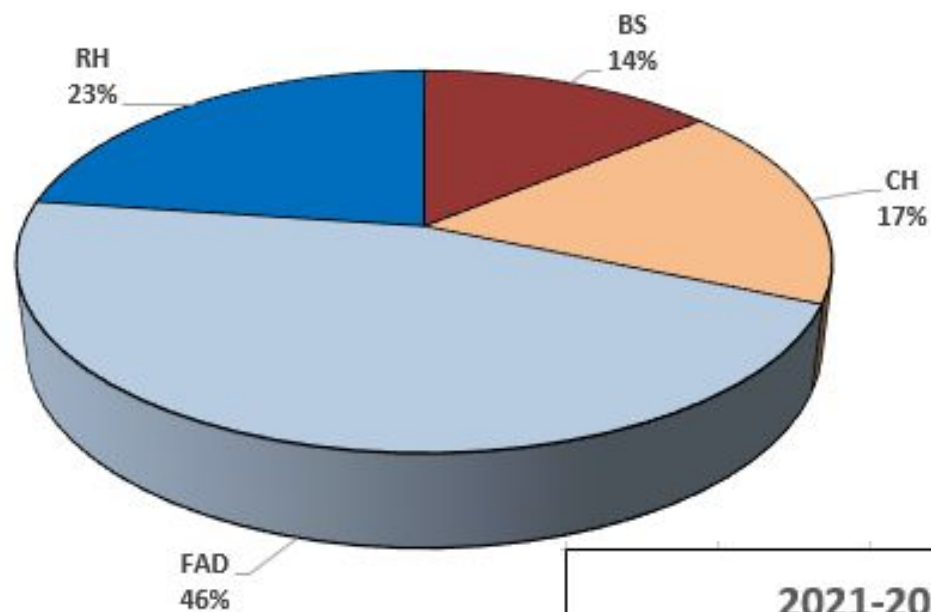
<<< All Schools

N = 243

Mean = 9.0%

As of October 15, 2021

### 2021-2022 Economically Disadvantaged



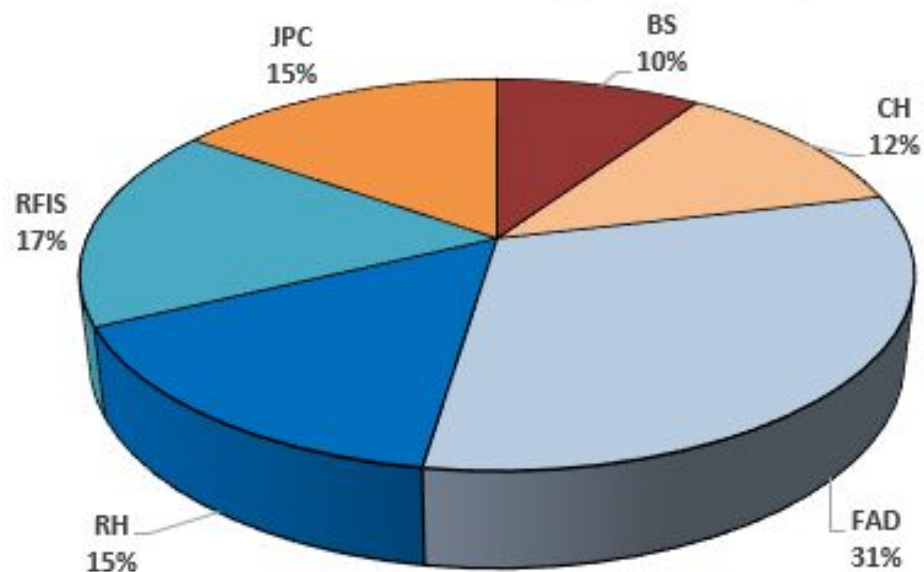
<<< Elementary Schools only

All Schools >>>

N = 589

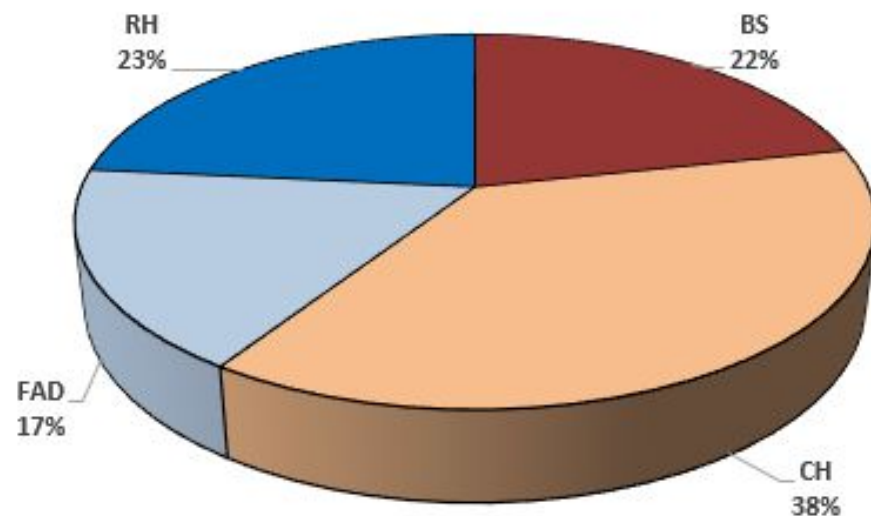
Mean = 19.5%

### 2021-2022 Economically Disadvantaged



As of October 15, 2021

2021-2022 Special Education



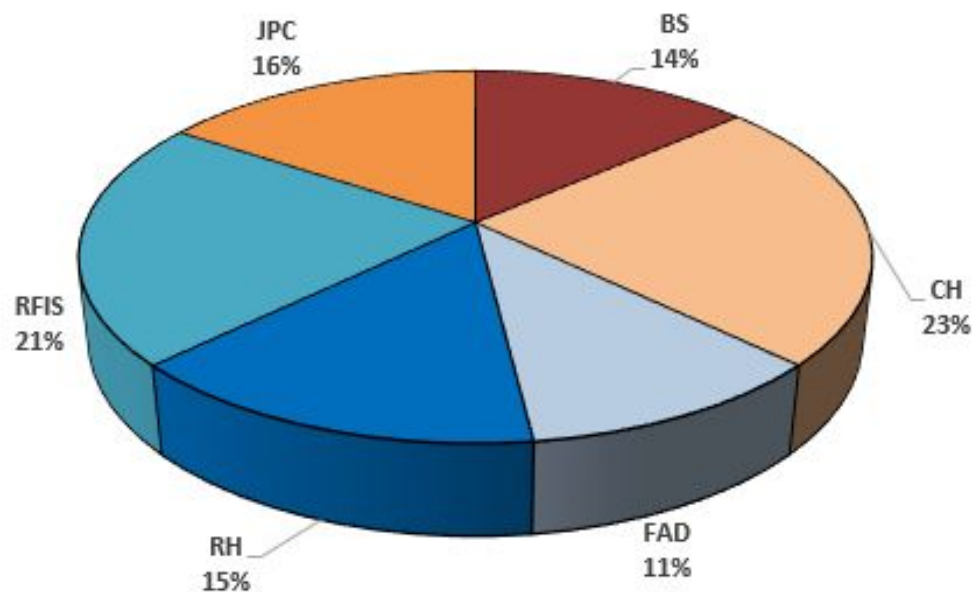
<<< Elementary Schools only

All schools >>>

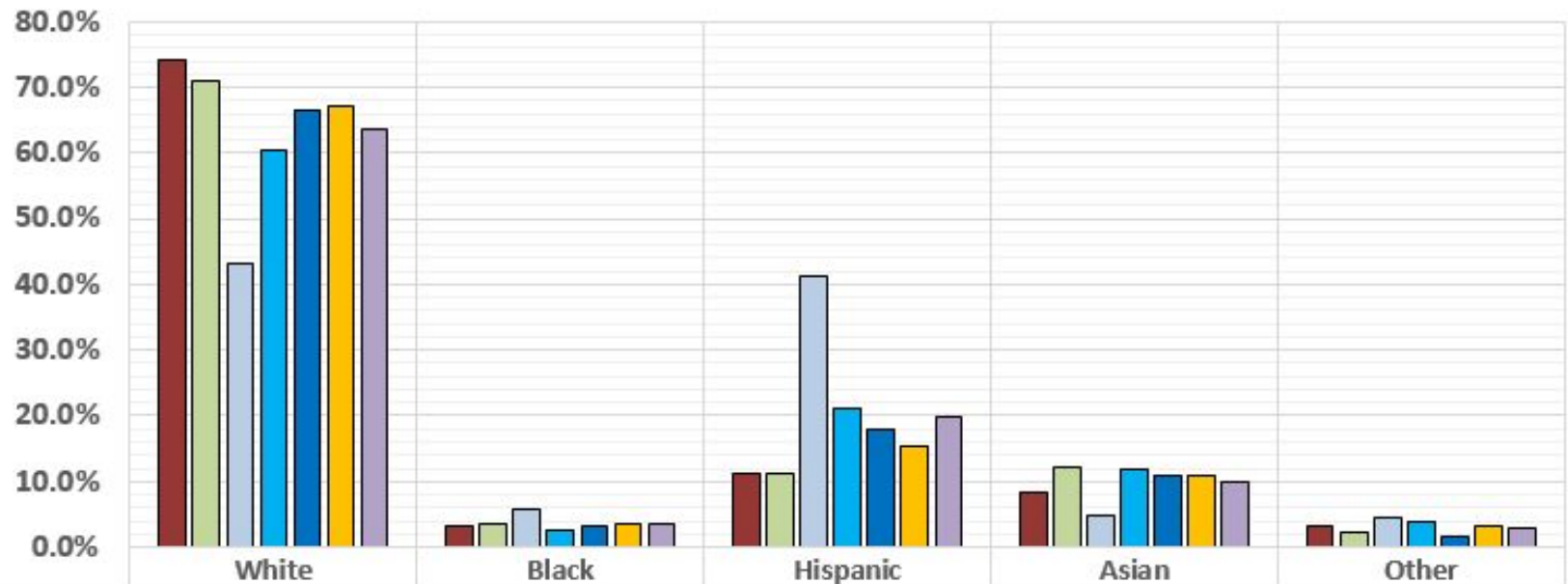
N = 576  
(does not include preschool students)

Mean = 19%

2021-2022 Special Education



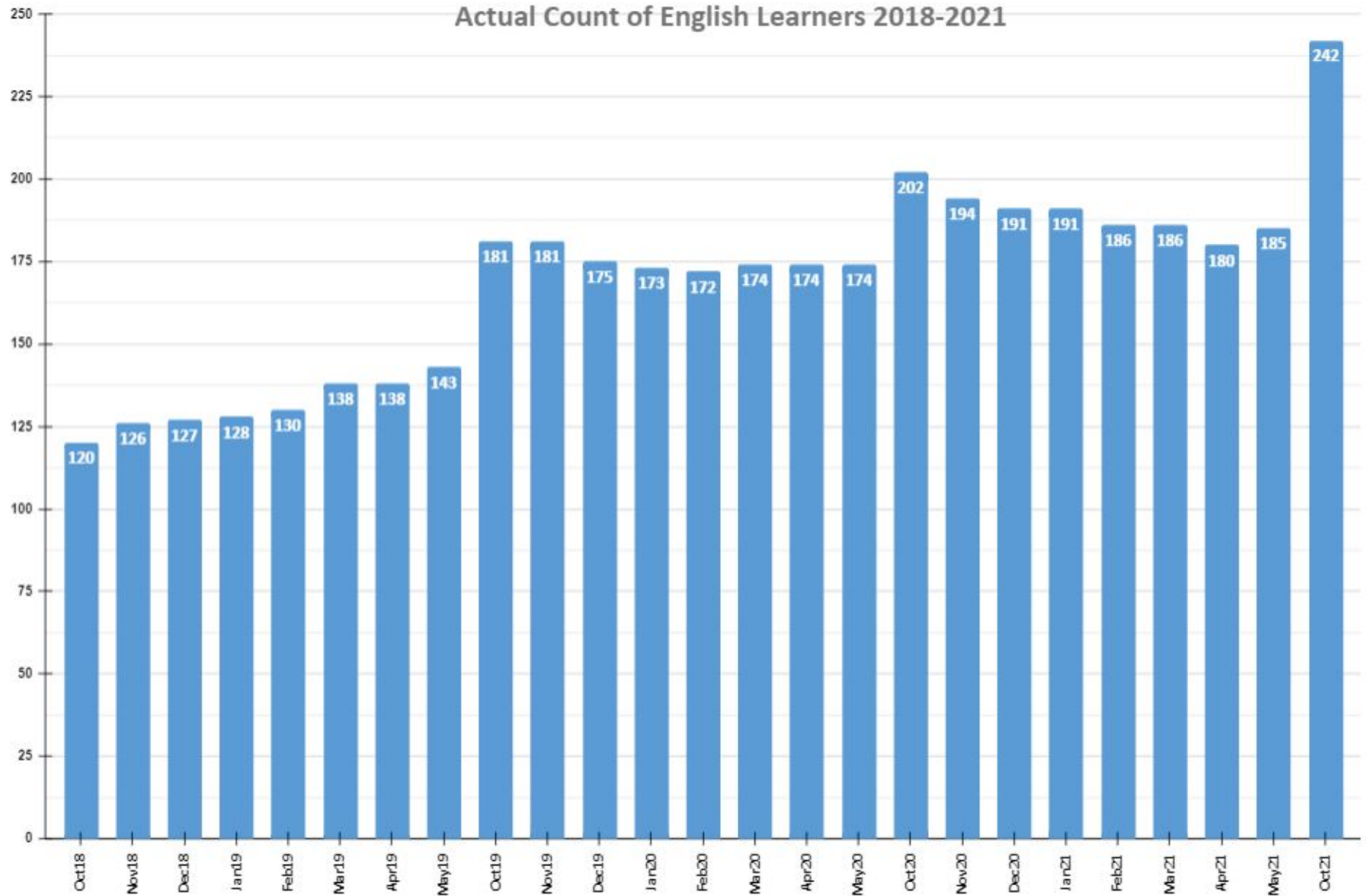
## 2021-2022 Enrollment by School and Race



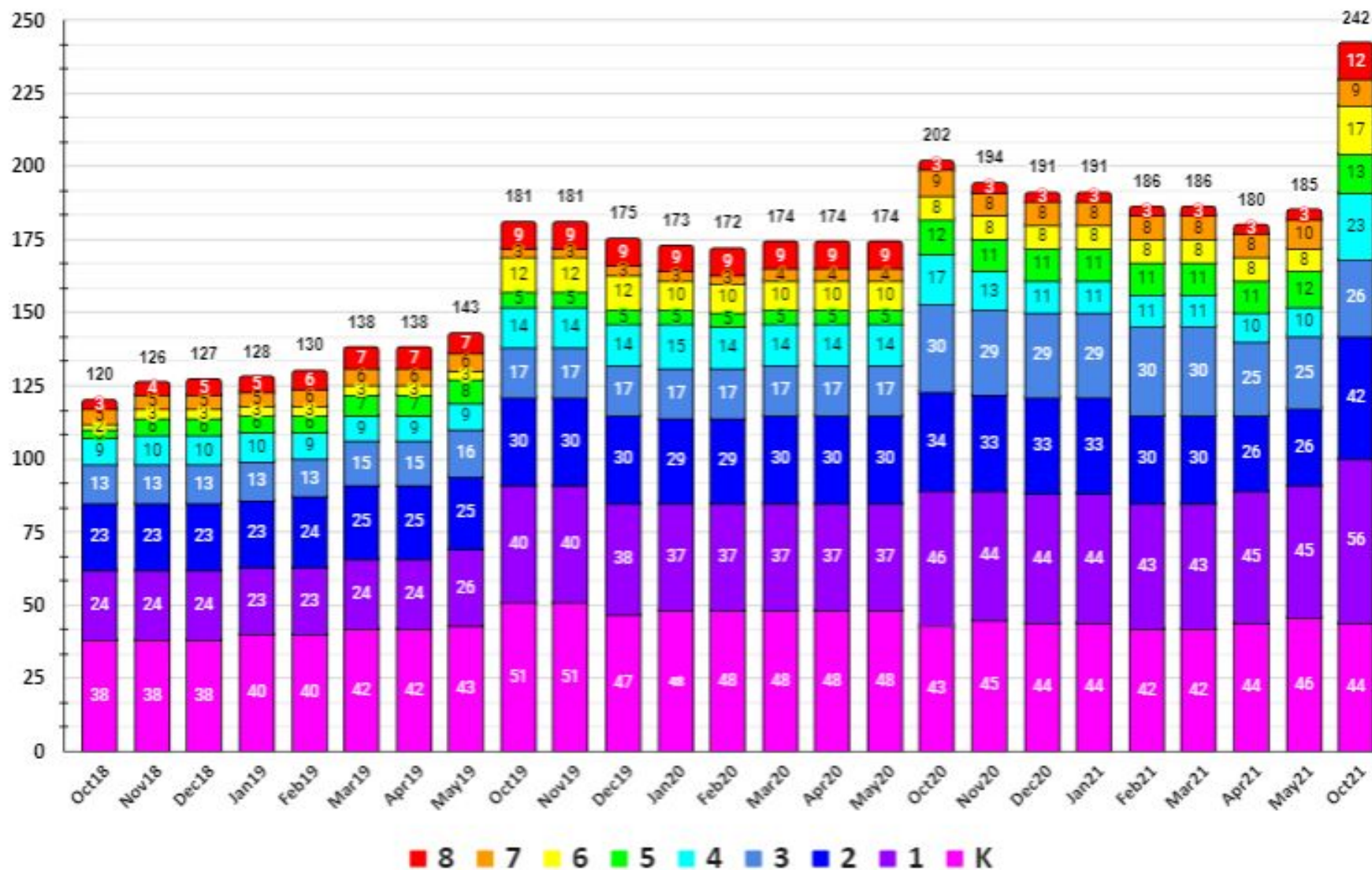
Barley Sheaf	74.1%	3.3%	11.2%	8.2%	3.3%
Copper Hill	71.0%	3.4%	11.1%	12.2%	2.3%
Francis A. Desmares	43.3%	5.8%	41.4%	5.0%	4.6%
Robert Hunter	60.5%	2.7%	21.0%	11.9%	4.0%
Reading-Fleming	66.5%	3.2%	17.8%	10.9%	1.5%
J.P. Case	67.1%	3.4%	15.4%	11.0%	3.1%
District Avg	63.7%	3.6%	19.7%	10.0%	3.0%

Barley Sheaf   Copper Hill   Francis A. Desmares   Robert Hunter   Reading-Fleming   J.P. Case   District Avg

Actual Count of English Learners 2018-2021



## Actual Count of English Learners 2018-2021



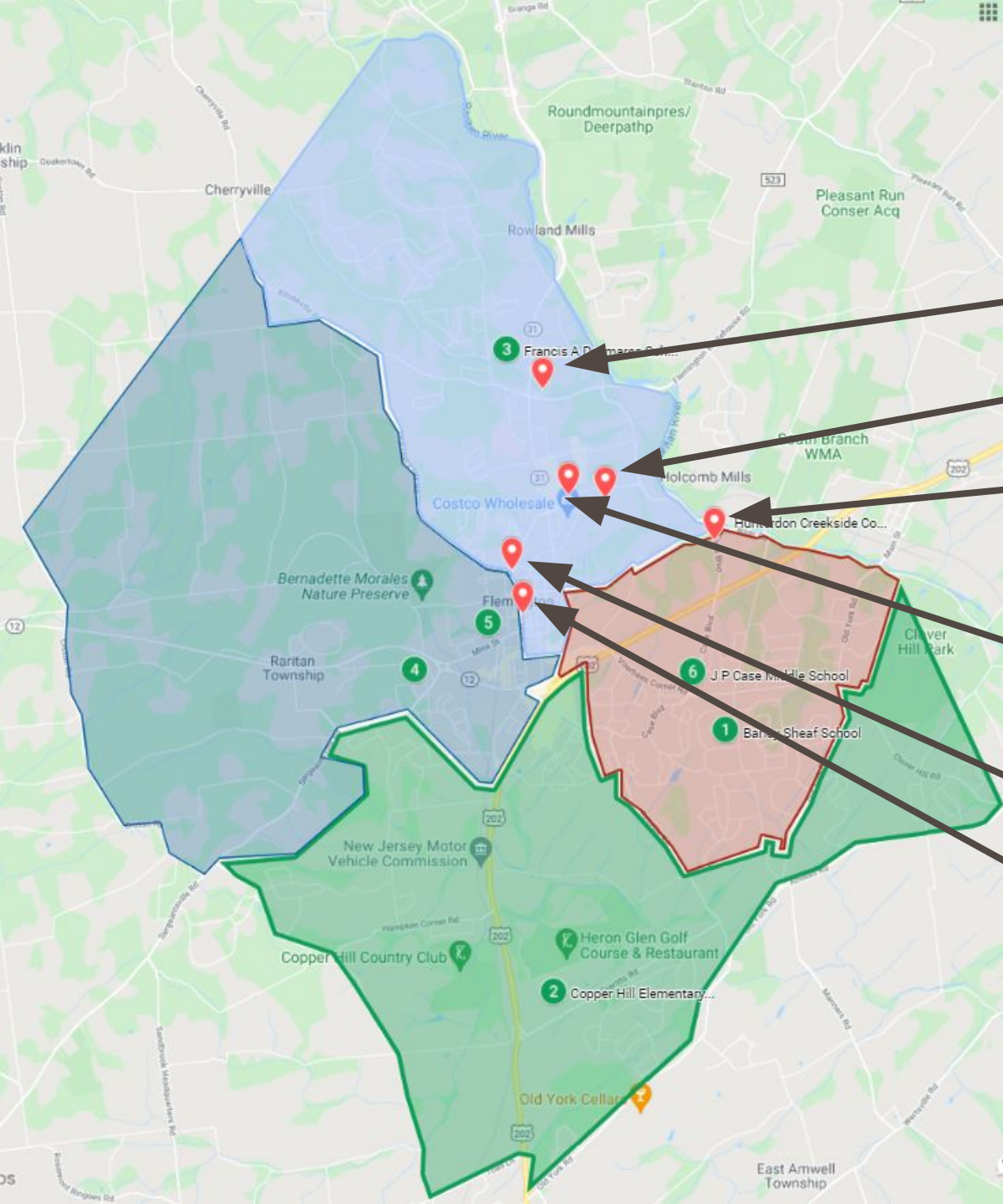


# FLEMINGTON-RARITAN REGIONAL SCHOOL DISTRICT

*NEW CONSTRUCTION*



## New Residential Properties 2021-2022



The Enclave

Willows II

Altra/Cain

Raritan Town Square

Agway

Union Hotel

# THE ENCLAVE

---

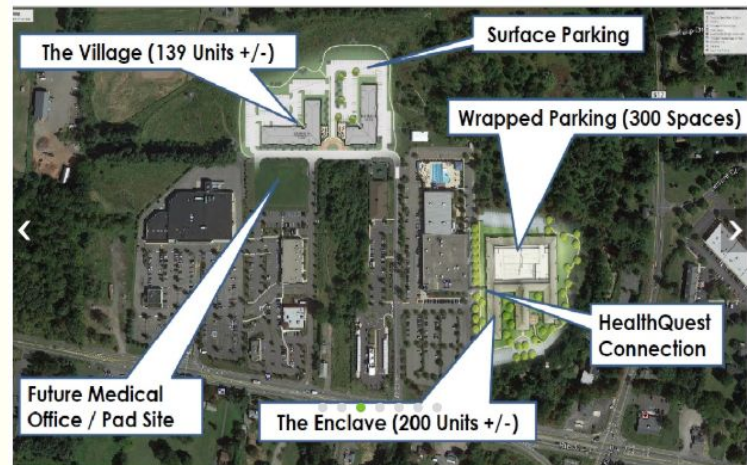
8-14  
Students



200 units

- 1 bedroom = 55
- 2 bedrooms = 137
- 3 bedrooms = 8

Site work underway; unlikely to be occupied by June 2022.

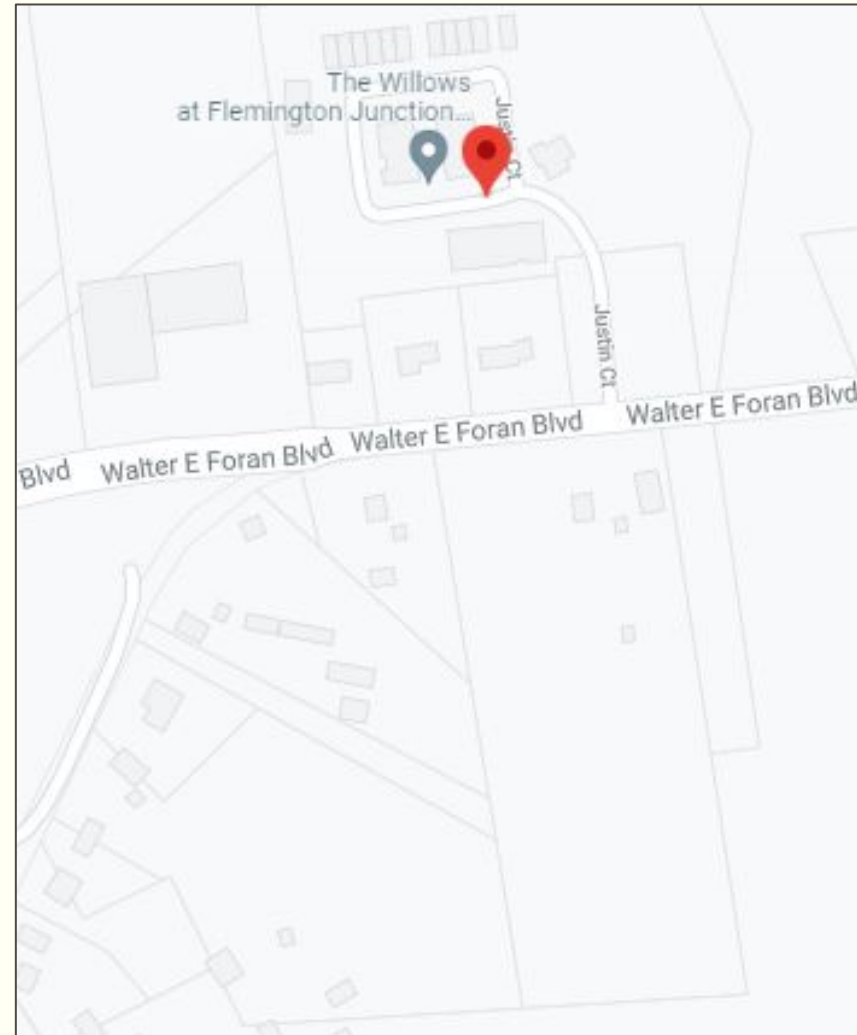


# WILLOWS SOUTH

---

48-52  
Students

- 100 total units
- 9 buildings
  - 1 bedroom = 18
  - 2 bedroom = 57
  - 3 bedroom = 25
- Framing and sheathing currently in progress
- Date of occupancy unknown



# RARITAN TOWN SQUARE

18-22  
Students

140 Total units

- 1 bedrooms = 62
- 2 bedrooms = 72
- 3 bedrooms = 6

Building E (134 Route 31)

- 4 floors residential
- 101 units

Building F (142 Route 31)

- 1<sup>st</sup> floor retail
- 2-4 floors residential
- 39 units



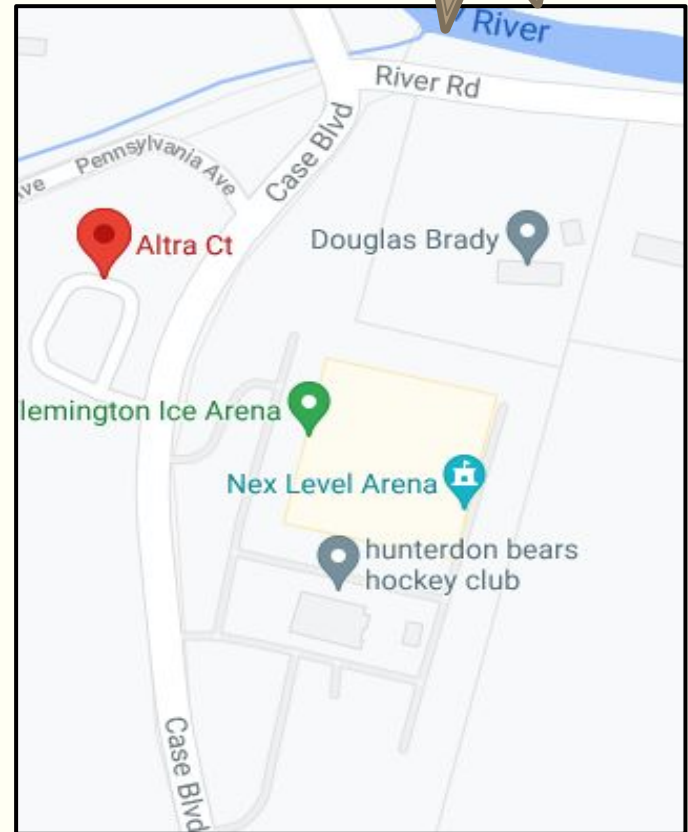
Building F Completed = August 2021  
Building E Completion = February 2022

# HUNTERDON CREEKSIDE

---

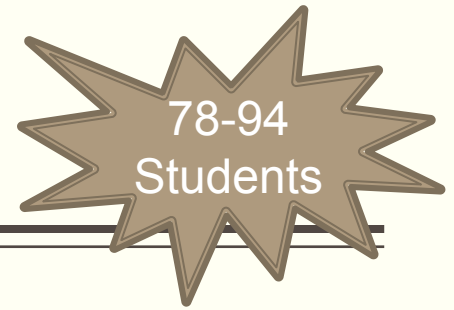
4-6  
Students

- 50 condos designated as affordable housing.
- Four buildings two streets
  - Altra Court – sold & occupied
  - Cain Court – sold & and soon occupied



All construction is anticipated to be completed by January 1, 2022.

# ANTICIPATED ENROLLMENT



Completed Construction Actual Enrollments	Under Construction Residential Properties	Anticipated Increase in Enrollment
<b>Willows I</b> <ul style="list-style-type: none"> <li>84 rental units</li> <li>Affordable housing</li> <li>40 students enrolled</li> </ul>	<b>Willows II</b> <ul style="list-style-type: none"> <li>100 rental units</li> <li>Affordable housing</li> <li>Completion date unknown</li> </ul>	48-52 students
<b>Raritan Town Square (Bldg. F)</b> <ul style="list-style-type: none"> <li>39 rental units</li> <li>Limited affordable housing</li> <li>7 students enrolled</li> </ul>	<b>Raritan Town Square (Bldg. E)</b> <ul style="list-style-type: none"> <li>101 rental units</li> <li>Limited affordable housing</li> <li>Occupancy in February 2022</li> </ul>	18-22 students
<b>The Pavilion</b> <ul style="list-style-type: none"> <li>139 rental units</li> <li>Limited affordable housing</li> <li>5 students enrolled</li> </ul>	<b>The Enclave</b> <ul style="list-style-type: none"> <li>200 rental units</li> <li>Limited affordable housing</li> <li>Completion date unknown</li> </ul>	8-14 students
<b>Altra Court (Creekside)</b> <ul style="list-style-type: none"> <li>2 condo buildings</li> <li>Affordable housing</li> <li>2 students enrolled</li> </ul>	<b>Cain Court (Creekside)</b> <ul style="list-style-type: none"> <li>2 condo buildings</li> <li>Affordable housing</li> <li>Occupancy in December 2021</li> </ul>	4-6 students

# ANTICIPATED ENROLLMENT: IMPACT ON FUNCTIONAL CAPACITY

Elem School	Development	Minimum	Maximum
BS	Raritan Town Square	18	22
FAD	Willows South	48	52
FAD	The Enclave	8	14
BS	Cain Court	4	6
	<b>Totals</b>	<b>78</b>	<b>94</b>
	<b>K-4</b>	<b>43.3</b>	<b>52.2</b>
	<b>5-8</b>	<b>34.7</b>	<b>41.8</b>

	Functional Capacity	Current Enrollment 10-2021	Projected Enrollment Increase	Current Ratio	Projected Ratio
BS	487	367	25	75.4%	80.49%
CH	740	442	0	59.7%	59.73%
FAD	590	483	62	81.9%	92.37%
RH	508	405	0	79.7%	79.72%
<b>Elem</b>	<b>2325</b>	<b>1697</b>	<b>87</b>	<b>73.0%</b>	<b>76.73%</b>
RFIS	1132	650	22	57.4%	59.36%
JPC	1259	680	22	54.0%	55.76%
<b>IS/MS</b>	<b>2391</b>	<b>1330</b>	<b>44</b>	<b>55.6%</b>	<b>57.47%</b>

# MAIN STREET AT FLEMINGTON



## Agway Property

Building 1 – 62 units on three floors

Building 2 – 38 units on two floors

55 one bedroom units  
45 two bedroom units

# COURTHOUSE SQUARE (UNION HOTEL)

---



Total of 206 units

- Studio units = 6
  - 1 bedroom/1 bath = 82
  - 2 bedroom/2 bath = 125
  - 2 bedroom Duplex = 9
- 
- 5% or 14 units of affordable housing

Completion date unknown;  
not likely before 2023

# LIBERTY VILLAGE

---





# FLEMINGTON-RARITAN REGIONAL SCHOOL DISTRICT

## *ENROLLMENT TRENDS RESIDENTIAL CONSTRUCTION*

*NOVEMBER 22, 2021*

Daniel E. Bland  
Assistant Superintendent

