

# BOARD OF EDUCATION MEETING

## FLEMINGTON-RARITAN REGIONAL BOARD OF EDUCATION

### June 22, 2020

Join Zoom Meeting

<https://us02web.zoom.us/j/81057635461>

Meeting ID: 810 5763 5461

Password: 2bKPK5

One tap mobile

+19292056099,,81057635461#,,,,0#,,936853# US (New York)

Dial by your location

+1 929 205 6099 US (New York)

Meeting ID: 810 5763 5461

Password: 936853


Find your local number: <https://us02web.zoom.us/j/krWzdWfM9>

**VIRTUAL EXECUTIVE SESSION – 5:00 P.M. - 6:30 P.M.**

**VIRTUAL REGULAR MEETING - 7:00 P.M.**

- I. Call to Order by the Board President.
- II. In accordance with the State's Sunshine Law, adequate notice of this meeting was provided by mailing a notice of the time, date, extent known, the agenda of this meeting on May 8, 2020 to the Hunterdon County Democrat and The Courier-News. Copies of posted in the Board Office and filed with Flemington Borough Clerk and the Raritan Township Clerk and in each of the district schools May 8, 2020.





# Our Mission:

Together, **WE:**

- Foster social, emotional, and academic growth in a safe and nurturing environment;
- Respect values and traditions within our families and schools;
- Strive to respond to the needs of our diverse and changing communities;
- Develop the curiosity and creativity of critical thinkers to become collaborative problem solvers who meet the challenges of a globally competitive society.

Reference: 2018-2023 Strategic Plan

<https://www.frsd.k12.nj.us/cms/lib/NJ01001104/Centricity/Domain/15/Flemington-Raritan%205-29-18%20final%20pres.pdf>



VII. Superintendent's Report - Presentation of FRSD Virtual Choir Performance - [Why We Sing](#)  
Presentation of Climate Survey Results  
Presentation of Possible Reopening Scenarios

## Returning in September with Confidence



- 1. All students in our physical buildings with social distancing in place;**
- 2. Some students in physical buildings and some students virtual (An AM/PM or "A" Day/"B" Day Split Session);**
- 3. All students virtual; (remote learning);**
- 4. Intermittent virtual (a quick shift from in-person instruction to remote instruction).**

## Flemington-Raritan School District Parent & Community Resource Center

Editor-In-Chief: Dr. Vicki  
Co-Editor: Mrs. Laura Brubaker

### HELLO FAMILIES!

The first day of school is usually intimidating. As you planned with all that our students have at our school year and still a great sense of accomplishment! Learning... Yet, there is a lot of work that you and our students learning us other to help us in high school students, as in the case of guidance or move on to the next grade level.

Our last day of school is tomorrow, Tuesday, Monday, June 22nd and Tuesday, June 23rd, dismissal days from school. Your child's schedule for guidance on the daily schedule for their school.

This year, COVID-19 has brought appreciation that have caused many of us to feel an even greater responsibility. I am hopeful that with New Jersey of flattening the curve for cases of COVID-19, of businesses and establishments will continue.

Flemington Raritan Schools will continue to ask families' and students' needs. Please take a moment to review learning survey as we continue September. Student Survey Link and Family Survey Link.

### RETURNING IN SEPTEMBER'S CONFIDENCE

This week I expect to receive information from New Jersey's Department of Education on guidelines for returning to schools. We have planned for scenarios for the opening of the 2020-2021 school year.

- All students in our physical building distancing in place;
- Some students in physical building distance virtual (An AMPM at Day Split Session);
- All students virtual (remote learning);
- Internet virtual (e.g. shift instruction) without remote instruction).

If you are interested in serving on the Super Operating Committee, please contact Mrs. L. Brubaker at lbrubaker@flemington-raritan.org. We welcome opportunities to serve for committee work. We provide recommendations, concerns, and Superintendent of Schools. The first meeting will work of July 8<sup>th</sup> and organized by the Committee.

- Overseer and Governance (COVID-19 response plan for 2019-2020)

- Theresa Chalkley, Family & Consumer Sciences Teacher
- J.P. Cose Middle School
- Dawn Dwyer, Grade 2 Teacher
- Reading/Flexing Instruction
- Lisa Gaudinetti, World Language
- J.P. Cose Middle School
- Patricia Hildebrandt, Reading
- Copper Hill School
- Pamela Kirby, Kindergarten
- Copper Hill School
- Maria Mitchell, California State
- Francis A. Donnerschlag School
- Ellen Rogers, Autism Teacher
- Copper Hill School
- Jane Rosen, Resource Center
- Copper Hill School
- Melanie Rosengrensch, Behavior
- Reading/Flexing Instruction
- J.P. Cose Middle School
- Kathryn Schaffner, Health & Education Teacher
- Reading/Flexing Instruction
- Audrey Sykes, Assessment & Reading/Flexing Instruction
- (Available September 10th)
- Bethann Steiner, Grade 4 Teacher
- Francis A. Donnerschlag School
- Diane Thomas, Intermediate/Junior High
- J.P. Cose Middle School
- Melissa Tongue, Gifted/Talented
- Francis A. Donnerschlag School
- Amanda Casey-Matthews
- Reading/Flexing Instruction
- J.P. Cose Middle School

### FACILITIES OPERATE DEFERRED PRO

The roofing company, Pines, is now roof replacement on the Raritan School Plant.

As soon as finished with only a few remaining items to address. Roof, flooring, equipment work, metal flashing replacement and related maintenance has been completed at Raritan Elementary School. Playsets had the benefit of beautiful weather in the past few days.

The old brick chimney on the post hole removed. A new double-walled metal flue the last water heater.

and human rights. *The Story of Ruby Bridges* by Robert Coles is the same theme, but an appropriate read for younger students, ages 6-10. Talking with children about the courage that Ruby Bridges gave us can be checked up the steps to become the black child in an all-white school can lead to discussions about other acts of courage. Conversations such as those can help children to open hearts and minds to the richness of people in our world.

Another favorite picture book is *Remember: The Journey of School Integration* by Todd Mortenson. The author collected a treasure trove of historical photographs. I used *Through My Eyes: Ruby Bridges* by Maria Lundell and *Remember: The Journey of School Integration* by Todd Mortenson in conversations with adolescent readers. My sixth, seventh, and eighth graders were able to handle the complex emotions they felt when reading.

Emotional connections with the realistic characters helped readers to bring strong opinions to conversations about contemporary racism. These conversations allowed students to grow and learn about civil rights and human rights.

Both of these books spark conversations that lead to questions. I encourage families to talk together and learn on social/giftedness centers for support.

Our district's optional summer reading list is available [here](#).

Work has been concentrated at Bay View Street for a

### REMINDER: DISTRICT-WIDE CLAP OUT! JUNE 23 - 11 AM

Our district invites our students, families, staff members, and the entire community to show everything and help to clap out the end of the 2019-2020 school year. On June 23rd, at 11 AM, drop everything, head outside to your porch, patio, driveway, balcony, front yard, or even on your doorstep as we collectively clap to mark the dismissal of all students on their last day of school. Celebrating through the Clap Out is just one more way we can come together to celebrate the hard work, dedication, and effort of all of our students, parents, teachers, and employees. Mark your calendar and come on out to the CLAP OUT! Let us hear from you!

### HEALTH OFFICE FORMS

Our school district serves each summer break to help assist with incoming student enrollment and medical needs. While they do not have regular, in-building hours during the summer, they will continue to review any personally and all health-related forms required to the school's admission. Any health forms required for new registration and re-enrollment kindergarten students, immunization records, or medication forms should be mailed to your child's home school address. For preschool-age children, please mail health-related documents to the attention of the Copper Hill Health Office. You may also scan your forms to your child's school nurse; however, please ensure the documents are clear and legible. Please submit all forms on or before August 1, 2020, except for any sports physicians for fall athletics, which have not been determined at this time.

3



## Flemington-Raritan School District Parent & Community Newsletter

June, 2020 Edition 19

Editor-In-Chief: Dr. Kari McGann, Superintendent of Schools [KMcGann@frs.k12.nj.us](mailto:KMcGann@frs.k12.nj.us)  
Co-Editor: Mrs. Laura Bruhn, Executive Assistant to the Superintendent [LBruhn@frs.k12.nj.us](mailto:LBruhn@frs.k12.nj.us)

### HELLO, FAMILIES!

The last day of school is usually bittersweet. As educators, we are pleased with all that our students have achieved over the school year and feel a great sense of accomplishment in our students' learning. Yet, there is a bit of melancholy as we think about our students leaving us either to begin their next year as high school students, as in the case with our eighth graders or to move on to the next grade level.

Our last day of school is tomorrow, Tuesday, June 23, 2020. Monday, June 22nd and Tuesday, June 23rd, are both early dismissal days from school. Use your child's school schedule for guidance on the daily schedule for those two days of school.

This year, COVID-19 has brought unprecedented challenges that have caused many of us to feel an even greater sense of melancholy. I am hopeful that with New Jersey's continuation of flattening the curve for cases of COVID-19, our reopening of businesses and establishments will continue.

Flemington-Raritan Schools will continue to adjust to meet our families' and students' needs. Please take a moment to take a brief remote learning survey as we continue to plan for September: [Student Survey Link](#) and [Parent Survey Link](#).

### RETURNING IN SEPTEMBER WITH CONFIDENCE

This week I expect to receive information from the State of New Jersey's Department of Education on guidelines to reopen our school doors. We have planned for four different scenarios for the opening of the 2020-2021 school year:

1. All students in our physical buildings with social distancing in place.
2. Some students in physical buildings and some students virtual (An AM/PM or "A" Day/"B" Day Split Session).
3. All students virtual (remote learning).
4. Intermittent virtual (a quick shift from in-person instruction to remote instruction).

If you are interested in serving on the Superintendent's Re-Opening Committee, please contact Mrs. Laura Bruhn at [LBruhn@frs.k12.nj.us](mailto:LBruhn@frs.k12.nj.us) to serve on a committee. There are four opportunities to serve for committee work. Committees will provide recommendations, concerns, and strategies to the Superintendent of Schools. The first meetings will occur the week of July 6th and organized by the Committee Chair.

- **Operations and Governance** (Think Tank on rapid response plan for COVID-19 response, refusals &

homeschooling remote instruction, classroom design, facility issues.)

- **Finance** (Think Tank on purchases for PPE, health & hygiene needs, transportation, meals, and food distribution.)
- **Personnel** (Think Tank on school compliance, social distancing measures, learning.)
- **Physical and Mental Health** (Think Tank on social distancing, counseling needs, health & safety.)

As I have information and guidelines to share, I will keep our community informed. Thank you for your patience and support.



### CELEBRATING OUR RETIREES

On behalf of Flemington-Raritan Regional School District, I share my sincere congratulations with the faculty and staff members who are retiring this year. I so admire and respect the devotion and passion these staff members have demonstrated in the service of our students and families over many years. They are an integral part of our district's legacy. I wish them the very best in all the joy that awaits each of them in their retirement years. We will miss them all next year and wish good health, happiness, and fruitful days.

- Linda Arino, *Administrative Secretary*  
Francis A. Danvers School
- Oliver Bley, *Grade 4 Science Teacher*  
J.P. Carr Middle School
- Jodi Bruhn, *Grade 4 Teacher*  
Francis A. Danvers School

# Four Readiness Think Tank Task Forces

## 1. **Operations and Governance** (Chair: Dr. McGann)



Think Tank on rapid response plan for COVID-19 response, refusals & homeschooling remote instruction, classroom design, facility issues.

## 2. **Finance** (Chair: Ms. Voorhees)



Think Tank on purchases for PPE, health & hygiene needs, transportation, meals, & food distribution.

## 3. **Personnel** (Chair: Mr. Bland)



Think Tank on schedules, workday compliance, social distancing measures, remote learning.

## 4. **Physical and Mental Health** (Chair: Dr. Hamblin)



Think Tank on social distancing, counseling needs, health and safety.





## Next Steps: Four Readiness Think Tank Task Forces

- Planning is underway to modify campus environments, including all campus buildings, and order materials (i.e., hand gel stations, thermometers, and other recommended items.)
- Parents and students received surveys to provide feedback on remote learning and to share their opinions and feelings about returning to school in September with confidence. [Student Survey Link](#) and [Parent Survey Link](#).
- Flemington-Raritan Schools will continue to adjust to meet our families' and students' needs.
- Readiness Think Tank Task Forces will meet the weeks of July 6th, 13th, &/or 20th. Recommendations will be presented at the July 27th board meeting.

## Four Readiness Think Tank Task Forces

### 1. Operations and Governance (Chair: Dr. McGann)



Think Tank on rapid response plan for COVID-19 response, refusals & homeschooling remote instruction, classroom design, facility issues.

### 2. Finance (Chair: Ms. Voorhees)



Think Tank on purchases for PPE, health & hygiene needs, transportation, meals, & food distribution.

### 3. Personnel (Chair: Mr. Bland)



Think Tank on schedules, workday compliance, social distancing measures, remote learning.

### 4. Physical and Mental Health (Chair: Dr. Hamblin)



Think Tank on social distancing, counseling needs, health and safety.



## Next Steps: Four Readiness Think Tank Task Forces

- Planning is underway to modify campus environments, including all campus buildings, and order materials (i.e., hand gel stations, thermometers, and other recommended items.)
- Parents and students received surveys to provide feedback on remote learning and to share their opinions and feelings about returning to school in September with confidence. [Student Survey Link](#) and [Parent Survey Link](#).
- Flemington-Raritan Schools will continue to adjust to meet our families' and students' needs.
- Readiness Think Tank Task Forces will meet the weeks of July 6th, 13th, &/or 20th. Recommendations will be presented at the July 27th board meeting.

## Four Readiness Think Tank Task Forces

### 1. Operations and Governance (Chair: Dr. McGann)



Think Tank on rapid response plan for COVID-19 response, refusals & homeschooling remote instruction, classroom design, facility issues.

### 2. Finance (Chair: Ms. Voorhees)



Think Tank on purchases for PPE, health & hygiene needs, transportation, meals, & food distribution.

### 3. Personnel (Chair: Mr. Bland)



Think Tank on schedules, workday compliance, social distancing measures, remote learning.

### 4. Physical and Mental Health (Chair: Dr. Hamblin)



Think Tank on social distancing, counseling needs, health and safety.

## Questions, Thoughts, Wonderings



# 2020 Climate Survey District Results

Flemington-Raritan Regional School District







“It is the intent of the Board of Education [and the Superintendent] to continuously improve student achievement and to continually improve the working environment and professional opportunities provided to district staff.”



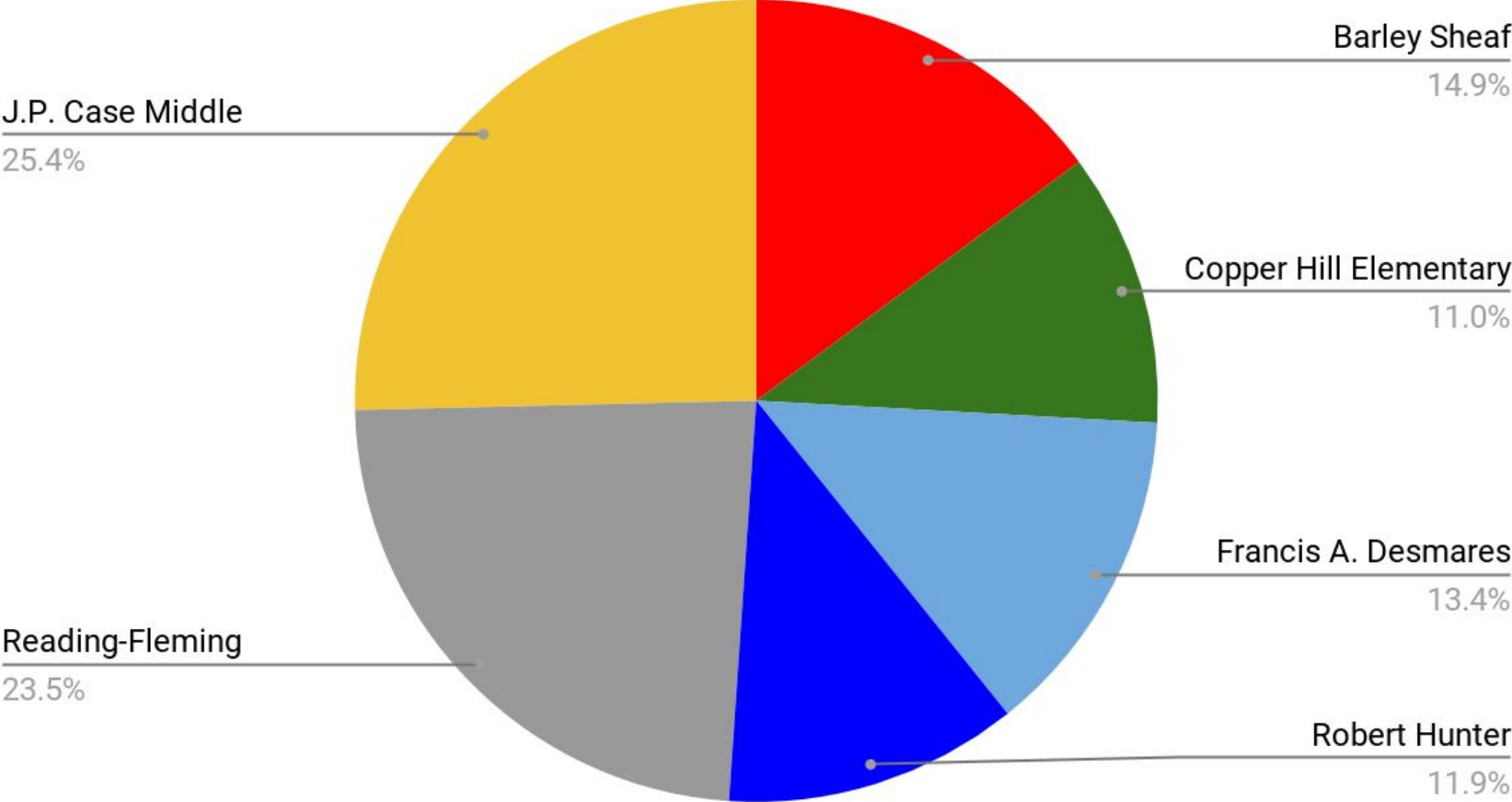
~District Policy 9128 Climate Surveys Flemington-Raritan  
Regional School District



The purpose of the presentation is to:

- Share the survey data;
- Share the Superintendent's analysis of the data;
- Discuss opportunities for improvement identified by the data;
- Highlight progress made against previously discovered opportunities for improvement.

# District Participation



# Parent Responses (299)

## Q1: Please indicate how much you agree or disagree with the following statements:

	STRONGLY DISAGREE	DISAGREE	NEUTRAL	AGREE	STRONGLY AGREE	TOTAL
I am satisfied with the length of the school day.	1.34% 4	4.70% 14	10.40% 31	57.72% 172	25.84% 77	298
My child's school environment is clean and in good condition.	1.00% 3	3.34% 10	12.37% 37	54.52% 163	28.76% 86	299
My child feels safe at school.	1.01% 3	1.01% 3	5.03% 15	48.99% 146	43.96% 131	298
My child is safe going to and from school.	0.67% 2	1.34% 4	5.03% 15	58.05% 173	34.90% 104	298
Students at my child's school are well-behaved.	1.34% 4	5.37% 16	22.15% 66	58.05% 173	13.09% 39	298
The learning environment at my child's school is excellent.	0.67% 2	1.68% 5	10.74% 32	50.67% 151	36.24% 108	298
I am proud that my child attends this school.	1.00% 3	1.34% 4	11.71% 35	41.47% 124	44.48% 133	299
I am satisfied with the extracurricular activities at my child's school.	3.34% 10	4.68% 14	18.73% 56	45.48% 136	27.76% 83	299
Communication with families occurs in an open and respectful manner.	0.67% 2	2.35% 7	8.39% 25	46.98% 140	41.61% 124	298



## Q2: Please indicate how much you agree or disagree with the following statements:

	STRONGLY DISAGREE	DISAGREE	NEUTRAL	AGREE	STRONGLY AGREE	TOTAL
School staff has helped my child learn how to manage time.	1.00% 3	6.69% 20	22.07% 66	45.82% 137	24.41% 73	299
Teachers assign high-quality homework that helps my child learn.	1.34% 4	8.03% 24	16.05% 48	49.83% 149	24.75% 74	299
Teachers at my child's school set high standards for students.	0.67% 2	5.02% 15	14.05% 42	49.83% 149	30.43% 91	299
My child's teachers encourage students to think independently.	0.67% 2	2.34% 7	7.69% 23	51.84% 155	37.46% 112	299
The best teachers and staff are retained at my child's school.	0.67% 2	2.69% 8	19.19% 57	46.80% 139	30.64% 91	297
I am satisfied with my child's school.	1.00% 3	3.34% 10	7.69% 23	50.84% 152	37.12% 111	299
The teachers at my child's school are effective.	1.00% 3	1.67% 5	8.03% 24	50.17% 150	39.13% 117	299
The academic needs of students are met at my child's school.	1.34% 4	4.68% 14	11.04% 33	51.51% 154	31.44% 94	299
The teachers and staff at my child's school follow through on commitments.	1.67% 5	0.67% 2	5.69% 17	52.51% 157	39.46% 118	299
My child's academic performance has improved because of the staff at this school.	2.01% 6	4.35% 13	19.06% 57	45.15% 135	29.43% 88	299
Students at my child's school respect their teachers.	0.33% 1	2.68% 8	13.38% 40	54.18% 162	29.43% 88	299

## Q2: Please indicate how much you agree or disagree with the following statements:

	STRONGLY DISAGREE	DISAGREE	NEUTRAL	AGREE	STRONGLY AGREE	TOTAL
I respect the teachers at my child's school.	0.67% 2	1.00% 3	2.68% 8	40.47% 121	55.18% 165	299
The rules for student conduct are consistently applied at my child's school.	1.01% 3	2.68% 8	14.43% 43	52.68% 157	29.19% 87	298
My child's class size is appropriate.	2.34% 7	5.69% 17	13.04% 39	54.85% 164	24.08% 72	299
My child is given choices when completing assignments.	1.34% 4	9.73% 29	31.88% 95	41.61% 124	15.44% 46	298

### Q3: Please indicate how much you agree or disagree with the following statements:

	STRONGLY DISAGREE	DISAGREE	NEUTRAL	AGREE	STRONGLY AGREE	TOTAL
School staff encourages students to respect each other's differences (i.e. gender, race, culture, etc.)	0.34% 1	1.35% 4	10.10% 30	47.47% 141	40.74% 121	297
Adults who work in my child's school treat students with respect.	0.34% 1	4.03% 12	7.05% 21	50.34% 150	38.26% 114	298
Adults in my child's school seem to work well with one another.	0.34% 1	1.01% 3	10.07% 30	53.02% 158	35.57% 106	298
I wish my child went to a different school.	45.79% 136	36.03% 107	10.44% 31	5.39% 16	2.36% 7	297
School staff has a positive impact on my child's behavior.	1.01% 3	4.03% 12	11.07% 33	51.34% 153	32.55% 97	298
The rules for student behavior at my child's school are fair.	1.34% 4	2.01% 6	9.40% 28	59.06% 176	28.19% 84	298
My child can turn to friends at school with questions about homework.	1.69% 5	6.42% 19	20.95% 62	47.64% 141	23.31% 69	296
The teachers in the school know my child well.	0.67% 2	3.69% 11	13.76% 41	52.35% 156	29.53% 88	298
My child has friends at school he/she can trust and turn to about problems.	1.69% 5	4.73% 14	19.59% 58	50.68% 150	23.31% 69	296
I am kept informed on what is happening in my child's school.	0.67% 2	7.05% 21	9.40% 28	50.00% 149	32.89% 98	298
The integration of technology offers my child opportunities for increased individualized academic engagement.	1.68% 5	4.70% 14	15.10% 45	45.64% 136	32.89% 98	298

#### Q4: Please indicate how much you agree or disagree with the following statements:

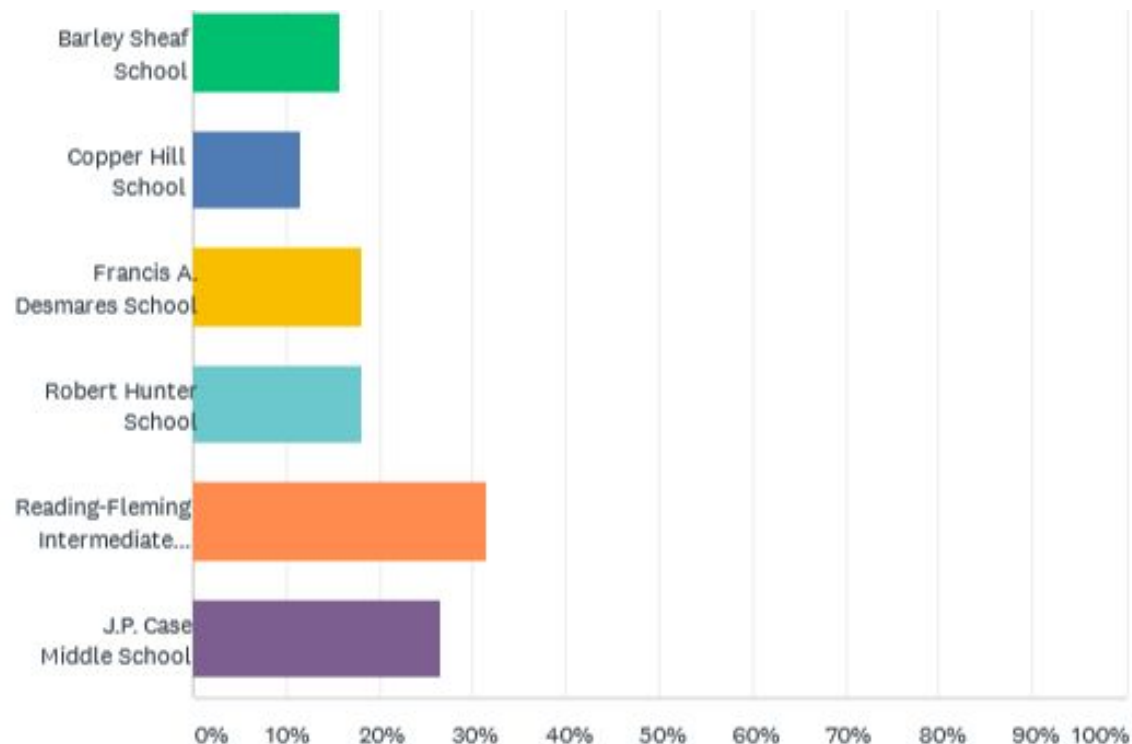
	STRONGLY DISAGREE	DISAGREE	NEUTRAL	AGREE	STRONGLY AGREE	TOTAL
My child's school plans family-oriented activities.	1.01% 3	6.08% 18	19.26% 57	44.93% 133	28.72% 85	296
I am involved in my child's academic experience.	0.00% 0	1.35% 4	6.40% 19	49.16% 146	43.10% 128	297
Parents have a voice in decisions about their child's educational plan.	4.05% 12	8.11% 24	25.68% 76	44.26% 131	17.91% 53	296
My child has pride in the school.	0.68% 2	2.71% 8	10.85% 32	48.81% 144	36.95% 109	295
I feel comfortable talking with my child's teachers.	0.34% 1	3.03% 9	4.71% 14	42.09% 125	49.83% 148	297
I am informed about my child's progress in school.	0.67% 2	3.70% 11	7.74% 23	51.18% 152	36.70% 109	297
I feel welcome at my child's school.	1.01% 3	3.70% 11	10.44% 31	39.06% 116	45.79% 136	297
My child's teacher has high but reasonable expectations of my child.	1.01% 3	3.70% 11	11.45% 34	49.49% 147	34.34% 102	297
My child has a sense of belonging in his/her school community.	1.35% 4	3.37% 10	10.44% 31	49.16% 146	35.69% 106	297
My child's use of the Chromebook (grades 5-8) to complete assignments at home is consistent.	0.00% 0	2.33% 6	30.62% 79	32.95% 85	34.11% 88	258
My child has access to the Internet at home.	0.34% 1	0.34% 1	0.68% 2	24.07% 71	74.58% 220	295

### Q5: Please indicate which school(s) your child(ren) attends:

ANSWER CHOICES	RESPONSES	
Barley Sheaf School	15.82%	47
Copper Hill School	11.45%	34
Francis A. Desmares School	18.18%	54
Robert Hunter School	18.18%	54
Reading-Fleming Intermediate School	31.65%	94
J.P. Case Middle School	26.60%	79
Total Respondents: 297		



**Q5:**  
Please indicate  
which school(s) your  
child(ren) attends:



# Parent Comments (114)

Parent comments are a sample and not complete of all comments. All comments have been reviewed by the Superintendent and taken under consideration.

# Sample Responses through Comments

**Air Quality** I would like if the school would open the window shades to allow sunlight in the class as it very healthy. Also it would be nice if school would open windows to allow fresh air to circulate so we don't have another mold problem as we did last year. When I was young we always made that a priority, we even had plants inside class to filter the air naturally. Also I would like my child to go outside for fresh air and play on the playground everyday! Even if it's cold outside. Fresh air is essential for healthy mind. Also my child always complains that there is not enough time to eat lunch. I don't know what is the rush to finish lunch ? I want my child to have enough time to chew food.

**Air Quality** **Communication** Obviously air conditioning will make a huge difference in the environment in the school. I do wish however has a parent of a K student I was informed more about happenings (ie math assessment beginning of the year) vs fundraising from the PTO. Sending home a fundraiser which seems almost daily is frustrating and makes me wonder where my tax dollars are being spent.

# Sample Responses through Comments

**General Positive** **Remote Learning** I am proud that my children are in this school district. Great schools! My responses were partially based on normal school routines and partially based on virtual learning. I am very impressed with FRSD's ability to adjust to virtual schooling. Only wish is that my kids could capitalize more on the school day time when learning at home. They are usually done work by 10:30am.

**Remote Learning** Hard to answer as we are in online learning. There is no homework given. However I am very pleased with the communication between teachers and students during all of this. I do wish however, if this is going to continue that the students be given more work to do, even if it's as an option. My child takes about 3 hours to complete work assigned. Normal school day is twice that. I am afraid that my child will not be prepared for 7th grade next year.

# Sample Responses through Comments

**Remote Learning** I have heard that some teachers are doing live daily lessons in real time over zoom. More of that type of teaching (rather than videotaped daily lessons) could be helpful so students can ask questions/ interact directly with the teacher about the learning and assigned work.

**General Negative** **Remote Learning** **Special Education** Remote learning needs to take into account kids with IEPs I don't see any adjustments or accommodations



# Sample Responses through Comments

**General Positive** We are very happy with all of our son's experiences at FRSD since kindergarten

**General Positive** THANK YOU FOR YOUR HARD WORK!

**General Positive** I am pleased with the school performance.

**General Positive** **JPCase Positive** My daughter is new to the district this year and she has adjusted tremendously because of her teachers. They've made her feel welcome and provided comfort when she needed it, especially being a 7th grader in a new school and parents going through a divorce. They're all amazing.

# Sample Responses through Comments

**Homework** With the long school day, it would help for homework to be lessened throughout the week. There is not enough time for children to be outside when returning home because of homework, especially in the colder months.

**Homework** Homework takes over 4 hours and does not seem to be enforcing the day - only pushing new topics and causing anxiety in my child.

**Homework** Students are required to carry too much back and forth to school. Backpacks are way too heavy

# Sample Responses through Comments

**Positive about teachers** I am so happy with how my child is doing at her school. Her teacher is amazing and the school has been so well prepared and communicative through distance learning. Thank you to everyone for everything you are doing each and every day!

**General Positive** **Positive about teachers** I think my child's school is wonderful! The teachers all make a great effort to work well with each other and with the children, engaging them every step of the way. I could not have asked for a better school for my child to attend. Thank you!

**General Positive** **Positive about teachers** We feel very fortunate to have such a wonderful maternity leave substitute teacher for our Son. He is growing exponentially, thanks to her love and support!

# Sample Responses through Comments

**General Negative** **Safety of Students** I wish that the administration would take a more serious approach to handling students that are exhibiting harmful behavior in the classroom.

**Class Size** **General Negative** Class sizes at the Elementary level are too large and have a negative impact on learning.

**Equity** **General Negative** **General Positive** The one-to-one Chromebook program is excellent. However, I think the way the district "tracks" student math classes starting in grades 5/6 is inequitable to students that may peak a bit later.

# Word Cloud from Parent Comments

often district concern handling communication  
bullying see grade level virtual learning complains  
think meeting S questioned extremely heard  
classes continue go take understand child s  
use know teaching grades better every  
academic easiest made daughter help  
school day one proud staff thing love left  
feel challenges kids classroom  
learning None students



# Staff Responses (177)

## Q1: Please indicate how much you agree or disagree with the following statements about YOUR SCHOOL:

	STRONGLY DISAGREE	DISAGREE	NEUTRAL	AGREE	STRONGLY AGREE	TOTAL
The school's schedule allows adequate time for teacher collaboration.	5.17% 9	22.41% 39	16.67% 29	39.66% 69	16.09% 28	174
Students at this school learn ways to manage time.	0.57% 1	4.60% 8	17.82% 31	59.77% 104	17.24% 30	174
The school environment is clean and in good condition.	1.14% 2	22.86% 40	17.14% 30	39.43% 69	19.43% 34	175
I take pride in the appearance of the school.	2.30% 4	7.47% 13	16.09% 28	41.38% 72	32.76% 57	174
I feel safe in the hallways and bathrooms.	0.57% 1	0.57% 1	2.27% 4	30.11% 53	66.48% 117	176
I feel safe in the classrooms.	0.57% 1	1.14% 2	2.29% 4	28.00% 49	68.00% 119	175
Students are safe at this school.	0.58% 1	1.16% 2	4.05% 7	28.90% 50	65.32% 113	173
In this school, we teach ways to resolve disagreements so that everyone can be satisfied with the outcomes.	1.72% 3	4.60% 8	12.64% 22	49.43% 86	31.61% 55	174
Students at this school are well-behaved.	2.29% 4	6.86% 12	13.71% 24	55.43% 97	21.71% 38	175

## Q2: Please indicate how much you agree or disagree with the following statements about YOUR SCHOOL:

	STRONGLY DISAGREE	DISAGREE	NEUTRAL	AGREE	STRONGLY AGREE	TOTAL
Students at this school care about learning.	0.00% 0	0.00% 0	8.05% 14	67.82% 118	24.14% 42	174
I spend a great deal of time dealing with students' social and emotional challenges	1.17% 2	8.77% 15	18.13% 31	35.67% 61	36.26% 62	171
The school community has high expectations of all students.	0.00% 0	2.30% 4	7.47% 13	49.43% 86	40.80% 71	174
Students have pride in the school.	0.00% 0	1.71% 3	10.29% 18	52.00% 91	36.00% 63	175
My class sizes are appropriate.	3.53% 6	13.53% 23	14.71% 25	46.47% 79	21.76% 37	170
Students at this school get the chance to work independently.	0.00% 0	0.57% 1	6.86% 12	57.14% 100	35.43% 62	175
School administrators give me useful feedback on my teaching.	0.59% 1	2.94% 5	12.35% 21	40.00% 68	44.12% 75	170
Students at this school have opportunities for academic choice when completing assignments.	0.00% 0	2.92% 5	15.79% 27	53.22% 91	28.07% 48	171
Students at this school are encouraged to think critically.	0.00% 0	1.72% 3	6.32% 11	56.90% 99	35.06% 61	174
I have access to the tools I need to do my job.	0.00% 0	4.00% 7	5.14% 9	50.86% 89	40.00% 70	175

## Q2: Please indicate how much you agree or disagree with the following statements about YOUR SCHOOL:

	STRONGLY DISAGREE	DISAGREE	NEUTRAL	AGREE	STRONGLY AGREE	TOTAL
I am dissatisfied with opportunities for my professional growth.	29.65% 51	34.30% 59	20.35% 35	12.79% 22	2.91% 5	172
I look forward to coming to work every day.	0.00% 0	3.49% 6	9.88% 17	43.02% 74	43.60% 75	172
I spend too much of my teaching time on disciplining students.	19.64% 33	47.02% 79	16.67% 28	12.50% 21	4.17% 7	168
The best teachers and staff are retained at this school.	1.16% 2	3.47% 6	10.98% 19	43.35% 75	41.04% 71	173
I am expected to use varied instructional resources to support instruction.	0.00% 0	0.59% 1	7.06% 12	50.00% 85	42.35% 72	170
I have access to varied instructional resources to support instruction.	0.00% 0	0.59% 1	8.82% 15	54.12% 92	36.47% 62	170
I integrate technology to provide my students opportunities for increased individualized academic engagement.	0.00% 0	0.00% 0	10.12% 17	49.40% 83	40.48% 68	168

### Q3: Please indicate how much you agree or disagree with the following statements about YOUR SCHOOL:

	STRONGLY DISAGREE	DISAGREE	NEUTRAL	AGREE	STRONGLY AGREE	TOTAL
Teachers have close working relationships with each other.	0.58% 1	4.62% 8	9.83% 17	49.71% 86	35.26% 61	173
Teachers talk with students about ways to understand and control emotions.	0.00% 0	2.34% 4	7.60% 13	54.39% 93	35.67% 61	171
At this school, teachers are treated and respected as educational professionals.	0.57% 1	1.72% 3	4.60% 8	45.40% 79	47.70% 83	174
Parents respect their children's teachers.	0.00% 0	5.17% 9	12.64% 22	58.62% 102	23.56% 41	174
I do not have enough autonomy over my classroom.	30.95% 52	45.83% 77	19.05% 32	2.38% 4	1.79% 3	168
Adults who work in this school treat students with respect.	0.00% 0	0.57% 1	1.15% 2	44.83% 78	53.45% 93	174
Adults who work in this school typically work well with one another.	0.57% 1	1.14% 2	6.29% 11	50.86% 89	41.14% 72	175
Teachers at this school know each child well.	0.00% 0	1.74% 3	4.65% 8	49.42% 85	44.19% 76	172
The code of student conduct is fair.	1.16% 2	4.65% 8	5.81% 10	49.42% 85	38.95% 67	172

### Q3: Please indicate how much you agree or disagree with the following statements about YOUR SCHOOL:

	STRONGLY DISAGREE	DISAGREE	NEUTRAL	AGREE	STRONGLY AGREE	TOTAL
The school consistently enforces the code of student conduct.	3.49% 6	11.05% 19	24.42% 42	33.14% 57	27.91% 48	172
Parents are actively involved with the school.	1.16% 2	6.98% 12	20.93% 36	49.42% 85	21.51% 37	172
Students respect their teachers.	0.58% 1	5.23% 9	9.30% 16	61.05% 105	23.84% 41	172
Parents are made to feel welcome in this school.	0.00% 0	1.72% 3	9.77% 17	54.02% 94	34.48% 60	174
Parents are informed about what is going on in school.	0.00% 0	1.16% 2	5.20% 9	49.71% 86	43.93% 76	173
Teachers engage parents and families in the instructional process when appropriate.	0.00% 0	0.58% 1	7.60% 13	54.97% 94	36.84% 63	171
Parents care about how their child performs in school.	0.00% 0	1.15% 2	6.90% 12	65.52% 114	26.44% 46	174
Technology is consistently included in my lesson design and methodology.	0.00% 0	1.81% 3	16.27% 27	44.58% 74	37.35% 62	166



## Q4: Please indicate how much you agree or disagree with the following statements about YOUR SCHOOL

	STRONGLY DISAGREE	DISAGREE	NEUTRAL	AGREE	STRONGLY AGREE	TOTAL
Students in this school respect each other's differences. (i.e. gender, race, culture, etc.)	0.00% 0	2.30% 4	7.47% 13	66.09% 115	24.14% 42	174
I am proud to tell others that I work at this school.	0.00% 0	1.14% 2	4.00% 7	31.43% 55	63.43% 111	175
School administrators recognize teachers for a job well-done.	1.15% 2	2.30% 4	8.05% 14	36.78% 64	51.72% 90	174
The school staff respects and embraces diversity.	0.00% 0	2.27% 4	2.84% 5	46.59% 82	48.30% 85	176
School administrators communicate effectively with others from diverse backgrounds.	0.00% 0	0.58% 1	13.29% 23	42.77% 74	43.35% 75	173
This school encourages students to get involved in extracurricular activities.	0.00% 0	1.72% 3	9.20% 16	55.17% 96	33.91% 59	174
School administrators follow through on commitments.	0.00% 0	2.91% 5	12.79% 22	40.70% 70	43.60% 75	172
School administrators involve teachers in decision making and problem solving.	1.15% 2	5.75% 10	12.64% 22	44.25% 77	36.21% 63	174
School administrators and staff communicate with each other effectively.	0.00% 0	5.71% 10	13.14% 23	45.71% 80	35.43% 62	175



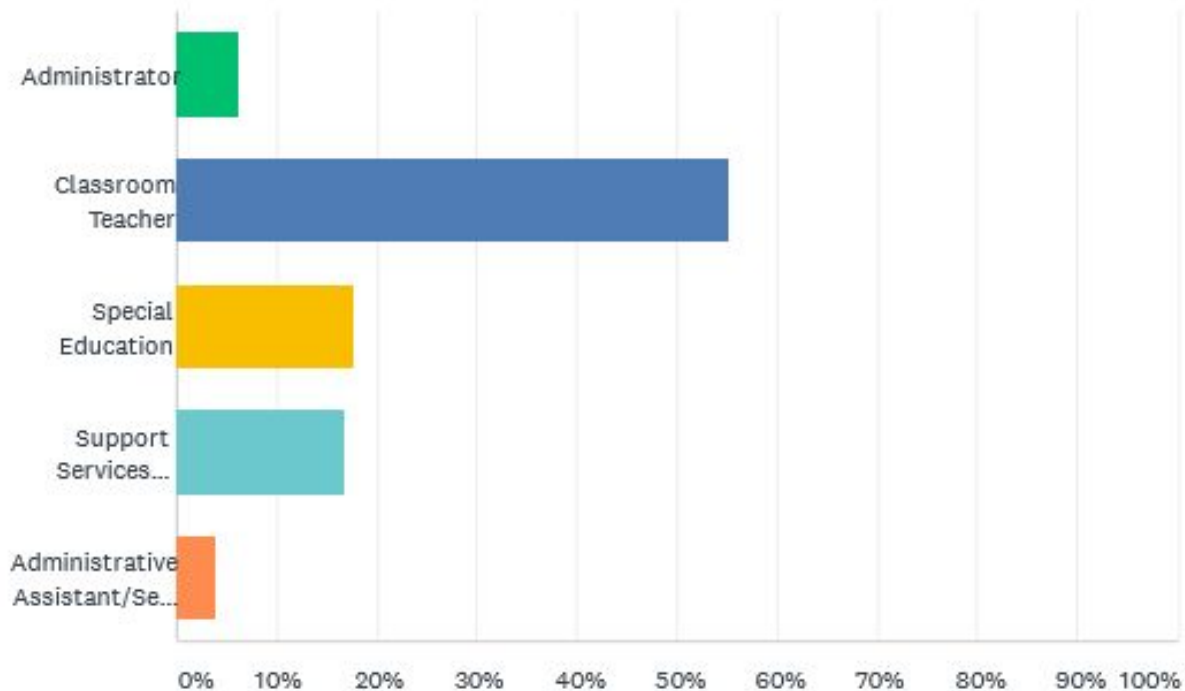
## Q4: Please indicate how much you agree or disagree with the following statements about YOUR SCHOOL

	STRONGLY DISAGREE	DISAGREE	NEUTRAL	AGREE	STRONGLY AGREE	TOTAL
School administrators promote the success of all students.	0.00% 0	2.30% 4	4.60% 8	40.80% 71	52.30% 91	174
School administrators hold themselves to the same high expectations as others.	0.00% 0	2.87% 5	5.17% 9	36.78% 64	55.17% 96	174
School administrators back me up when I need it.	1.72% 3	0.57% 1	5.75% 10	39.08% 68	52.87% 92	174
School administrators are aware of what goes on in the classrooms.	1.73% 3	5.78% 10	15.61% 27	36.99% 64	39.88% 69	173
This school is a good place for me to work and learn.	0.00% 0	1.73% 3	4.62% 8	31.21% 54	62.43% 108	173

**Q5: Please indicate which schools/locations in which you teach/work:**

ANSWER CHOICES	RESPONSES	
Barley Sheaf School	14.12%	25
Copper Hill School	23.73%	42
Francis A. Desmares School	13.56%	24
Robert Hunter School	18.64%	33
Reading-Fleming Intermediate School	22.03%	39
J.P. Case Middle School	12.99%	23
Central Office	1.69%	3
Total Respondents: 177		

## Q6: Please indicate your area(s) of expertise:



## Q6: Please indicate your area(s) of expertise:

ANSWER CHOICES	RESPONSES	
Administrator	6.32%	11
Classroom Teacher	55.17%	96
Special Education	17.82%	31
Support Services (Guidance, CST, Nurse, Speech, Library, clerks, cafeteria, etc.)	16.67%	29
Administrative Assistant/Secretary	4.02%	7
TOTAL		174

**Q7: Please indicate how many years you have taught/worked in the District:**

ANSWER CHOICES	RESPONSES	
0-3 Years	19.32%	34
4-7 Years	14.20%	25
8-14 Years	25.57%	45
15+ Years	40.91%	72
TOTAL		176

# Staff Comments (70)

Staff comments are a sample and not complete of all comments. All comments have been reviewed by the Superintendent and taken under consideration.

**Positive of Leadership** I am consistently blown away by the involvement of our Principal and Vice Principal. They stop by my classroom often, just to check in and say hello to students, they know each child by name and are eager to interact with them, and they are always willing to lend a hand. There is no place else I'd rather be!

**Positive of Leadership** I have always felt that I can go to my administrators both general education and pupil services to address my concerns and be met with respect and interest.

**Connections** **Positive of Leadership** I feel very fortunate to work in such a great school district. I wake up everyday, beyond thankful to go to a job that I love. My colleagues are amazing and I thank this district for all the work they are doing for us!!

**Positive of Leadership** **Positive Superintendent** We thank the Board of Education for their consistent support in the work we do, and supporting the development of teaching and learning in our district!



- ▶ **Positive of Leadership** Teachers at my school value feedback and seek opportunities to learn and reflect on best practices in teaching. They are supported and encouraged to share their knowledge with colleagues. One of the things I value most about my school is the collective willingness to problem-solve and seek solutions that put students and their learning and well-being first. Teachers and support staff are always willing to step up and go the extra mile to support of our students and families.

**Professional Development** I'd love to see the district explore ways to do more training around diversity, equity, and inclusion.

**Professional Development** While I appreciate many of the professional development opportunities, it would be amazing to have staff days where time is given to work, prep, and plan in the classroom.

**Professional Development** I really appreciate the opportunity to learn about addressing students' academic, social, and emotional learning through the Responsive Classroom workshops provided by the curriculum office. It's an honor and privilege to serve the FRSD community. Thank you!

# Word Cloud from Staff Comments

better communicate result administrators Copper Hill come  
much room Glaab Mrs Braynor going move know large  
day child study team help professional development LLD  
really Project Success programs proud  
meetings care guidance counselor  
love students staff environment shared  
solutions see disruption one value district  
think year make learning  
distance learning administrators

# Student Responses, K-6 (74)

## Q1. Please choose NO, SOMETIMES, or YES for each statement below:

	NO	SOMETIMES	YES	TOTAL
My school is kept clean.	0.00% 0	33.78% 25	66.22% 49	74
I like my school building	2.70% 2	5.41% 4	91.89% 68	74
I feel safe around the outside of my school	1.37% 1	20.55% 15	78.08% 57	73
I feel safe in the hallways and bathrooms of the school.	2.74% 2	27.40% 20	69.86% 51	73
I feel safe in my classroom.	0.00% 0	5.48% 4	94.52% 69	73
Students at my school help each other when needed.	2.74% 2	49.32% 36	47.95% 35	73
Students at my school are well-behaved.	6.76% 5	62.16% 46	31.08% 23	74
Most students in my school try to talk to other students if they are having a problem with them.	18.92% 14	43.24% 32	37.84% 28	74
Most students come to class prepared.	2.70% 2	39.19% 29	58.11% 43	74
Most students in my school try to do their best	2.70% 2	17.57% 13	79.73% 59	74
Most students in my school treat each other well.	2.70% 2	35.14% 26	62.16% 46	74

## Q2. Please choose NO, SOMETIMES, or YES for each statement below:

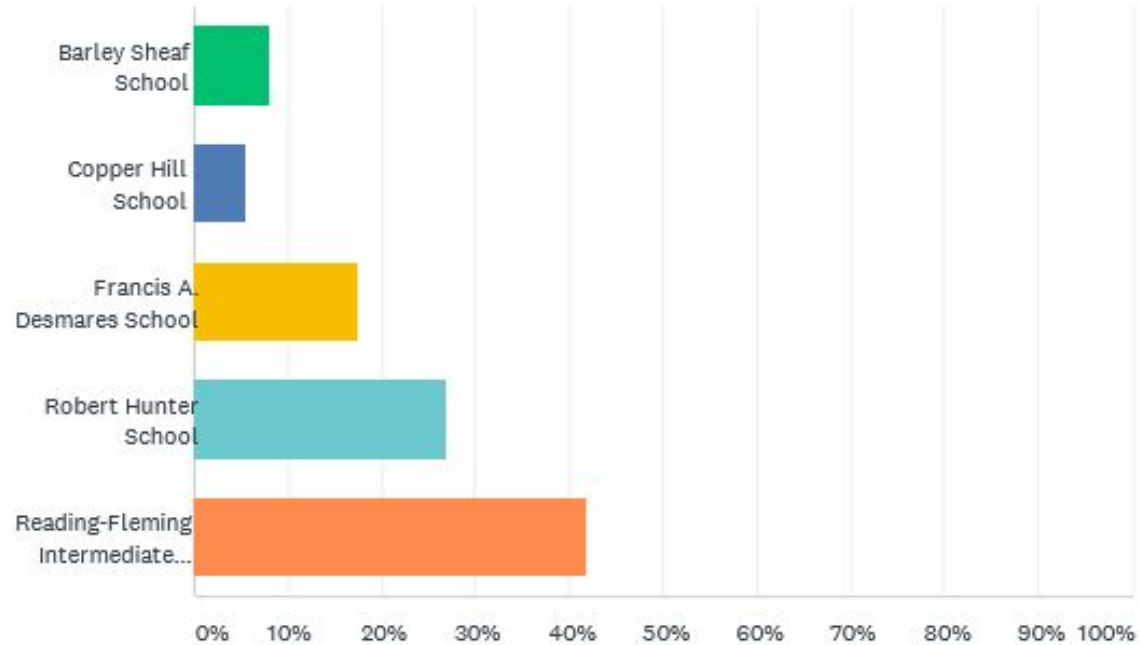
	NO	SOMETIMES	YES	TOTAL
My teachers notice if I have trouble learning something.	4.17% 3	16.67% 12	79.17% 57	72
I am bored in school.	38.36% 28	52.05% 38	9.59% 7	73
My teachers listen to me.	1.37% 1	17.81% 13	80.82% 59	73
My teachers would give me help if I needed it.	0.00% 0	6.85% 5	93.15% 68	73
The homework I get from my teachers helps me learn.	6.94% 5	25.00% 18	68.06% 49	72
My teachers give me work that is interesting.	4.11% 3	47.95% 35	47.95% 35	73
Teachers and other adults here listen to students' ideas about the school.	5.48% 4	35.62% 26	58.90% 43	73
My family wants me to do well in school.	0.00% 0	1.37% 1	98.63% 72	73
My parents ask if I've gotten my homework done.	1.37% 1	6.85% 5	91.78% 67	73
I want to explore and learn new things.	1.37% 1	19.18% 14	79.45% 58	73
My teachers make learning interesting.	0.00% 0	41.67% 30	58.33% 42	72
My teachers are proud when I do well.	0.00% 0	8.22% 6	91.78% 67	73

### Q3. Please choose NO, SOMETIMES, or YES for each statement below:

	NO	SOMETIMES	YES	TOTAL
My teachers want students to talk with other students about things we are studying.	5.48% 4	34.25% 25	60.27% 44	73
Students at this school are bullied.	47.30% 35	43.24% 32	9.46% 7	74
Most students in my school get mad when they disagree with people.	29.73% 22	58.11% 43	12.16% 9	74
Adults who work in my school treat students with respect.	0.00% 0	10.81% 8	89.19% 66	74
My teachers really care about me.	0.00% 0	8.11% 6	91.89% 68	74
Students at this school are teased, picked on, made fun of, or called names.	37.50% 27	52.78% 38	9.72% 7	72
My teachers help me do better on my school work.	0.00% 0	10.81% 8	89.19% 66	74
Most students in my school treat each other with respect.	2.70% 2	29.73% 22	67.57% 50	74
My teachers treat some students better than others.	63.51% 47	24.32% 18	12.16% 9	74
I feel like I am part of this school.	2.70% 2	16.22% 12	81.08% 60	74
I actively participate in class.	0.00% 0	29.73% 22	70.27% 52	74
I like school.	6.76% 5	37.84% 28	55.41% 41	74
I wish I went to a different school.	85.14% 63	13.51% 10	1.35% 1	74



#### Q4. Please choose which school you attend:



#### Q4. Please choose which school you attend:

ANSWER CHOICES	RESPONSES	
Barley Sheaf School	8.11%	6
Copper Hill School	5.41%	4
Francis A. Desmares School	17.57%	13
Robert Hunter School	27.03%	20
Reading-Fleming Intermediate School	41.89%	31
TOTAL		74

# Student Comments, K-6 (40)

Positive about school I like going to RFIS.

Positive about school I miss school and my friends and teachers!

Positive about school Remote Learning I hate quarantine. And I want to go back to school -

Positive about school I think this district is a really good district and I am moving next year and I do not want to leave

Positive about school "I can't wait to come back to school to see my Teacher and my friends."

**Positive about school**

**Positive about teacher(s)**

**Remote Learning**

I really miss my elementary school and that's something I struggled with but I have amazing teachers who help me and I like RFIS a lot more.

**Positive about school**

I am proud to be at this school

**Homework**

**Remote Learning**

I think there should be less homework so we can have time to do other things when we get home. I am still learning with the home teaching and I have more time to be me.

**Positive about school**

RFIS is the best!! The students and teachers are amazing and they do such a great job. I love all my classes especially music! :D

**Friendship** I think that the school should be addressing things in a more realistic manner.  
Example-treat each other with respect, too general, needs to be more specific.

**Buildings and Grounds** **Safety** I wish there was a gate by the playground so no one can just walk in and we would be safer.

**Safety** Bullying is sometimes a problem

**Friendship** **Positive about school** The kids at my school are nice.

**Friendship** **Safety** People sometimes make fun of people when they are not looking or listening

**Emotional Health**

**Equity**

I don't really like how my homework is affecting my parents. Sometimes they are happy that I've done my homework, other times they seem stressed about how I'm doing in school. And I don't like it how people look at me as the 1 black kid in the classroom. Otherwise, I'm fine.



# Student Responses, 7-8 (23)

**Q1. Please choose how much you agree or disagree with the following statements about your school:**

	STRONGLY DISAGREE	DISAGREE	NEUTRAL	AGREE	STRONGLY AGREE	TOTAL
The length of the school day is about right.	0.00% 0	8.70% 2	30.43% 7	56.52% 13	4.35% 1	23
I often do not have enough time to get from one class to the next.	4.35% 1	47.83% 11	26.09% 6	13.04% 3	8.70% 2	23
My school is kept clean.	4.35% 1	13.04% 3	21.74% 5	47.83% 11	13.04% 3	23
I like my school building.	0.00% 0	0.00% 0	34.78% 8	39.13% 9	26.09% 6	23
My school has clear rules and consequences for behavior.	0.00% 0	8.70% 2	17.39% 4	52.17% 12	21.74% 5	23

**Q2. Please choose how much you agree or disagree with the following statements about your school: Most students in my school...**

	STRONGLY DISAGREE	DISAGREE	NEUTRAL	AGREE	STRONGLY AGREE	TOTAL
do their best, even when their work is difficult.	13.04% 3	17.39% 4	39.13% 9	26.09% 6	4.35% 1	23
do all their homework.	0.00% 0	30.43% 7	52.17% 12	13.04% 3	4.35% 1	23
think it is OK to cheat if other students are cheating.	30.43% 7	26.09% 6	30.43% 7	13.04% 3	0.00% 0	23
try to do a good job on schoolwork even when it is not interesting.	4.35% 1	26.09% 6	43.48% 10	17.39% 4	8.70% 2	23

### Q3. Please choose how much you agree or disagree with the following statements about your school: Most teachers...

	STRONGLY DISAGREE	DISAGREE	NEUTRAL	AGREE	STRONGLY AGREE	TOTAL
give me a lot of encouragement.	4.35% 1	8.70% 2	30.43% 7	39.13% 9	17.39% 4	23
make learning interesting.	4.35% 1	21.74% 5	30.43% 7	21.74% 5	21.74% 5	23
encourage students to share their ideas about things we are studying in class.	0.00% 0	4.35% 1	13.04% 3	60.87% 14	21.74% 5	23
notice when I am doing a good job and let me know about it.	4.35% 1	4.35% 1	17.39% 4	52.17% 12	21.74% 5	23
will help me improve my work if I do poorly on an assignment.	4.35% 1	8.70% 2	8.70% 2	52.17% 12	26.09% 6	23
provide me with lots of chances to be part of class discussions or activities.	0.00% 0	0.00% 0	21.74% 5	52.17% 12	26.09% 6	23
often assign homework that helps me learn.	8.70% 2	26.09% 6	13.04% 3	34.78% 8	17.39% 4	23
will give me extra help at school outside of our regular class.	4.35% 1	4.35% 1	39.13% 9	34.78% 8	17.39% 4	23

**Q4. Please choose how much you agree or disagree with the following statements about your school: Most students in my school...**

	STRONGLY DISAGREE	DISAGREE	NEUTRAL	AGREE	STRONGLY AGREE	TOTAL
are well-behaved.	8.70% 2	8.70% 2	60.87% 14	21.74% 5	0.00% 0	23
do not really care about each other.	4.35% 1	56.52% 13	30.43% 7	8.70% 2	0.00% 0	23
help each other when asked.	0.00% 0	0.00% 0	34.78% 8	65.22% 15	0.00% 0	23
treat each other well.	0.00% 0	8.70% 2	30.43% 7	60.87% 14	0.00% 0	23

**Q5. Please choose how much you agree or disagree with the following statements about your school:**

	STRONGLY DISAGREE	DISAGREE	NEUTRAL	AGREE	STRONGLY AGREE	TOTAL
Teachers at my school treat students with respect.	4.35% 1	0.00% 0	21.74% 5	47.83% 11	26.09% 6	23
Students in my school treat each other with respect	4.35% 1	0.00% 0	43.48% 10	52.17% 12	0.00% 0	23
Students are treated fairly by the adults in the school.	4.35% 1	21.74% 5	8.70% 2	52.17% 12	13.04% 3	23
Most students in my school are easily able to work out disagreements with other students.	4.35% 1	17.39% 4	30.43% 7	47.83% 11	0.00% 0	23
There are lots of chances for students in my school to talk with a teacher one-on-one.	0.00% 0	13.04% 3	17.39% 4	56.52% 13	13.04% 3	23
Students at this school are often bullied.	21.74% 5	30.43% 7	30.43% 7	17.39% 4	0.00% 0	23
Students at this school are often teased or picked on.	17.39% 4	21.74% 5	43.48% 10	13.04% 3	4.35% 1	23

**Q5. Please choose how much you agree or disagree with the following statements about your school:**

	STRONGLY DISAGREE	DISAGREE	NEUTRAL	AGREE	STRONGLY AGREE	TOTAL
Harassment, intimidation, and bullying by other students are a problem at my school.	34.78% 8	21.74% 5	34.78% 8	4.35% 1	4.35% 1	23
Adults in this school apply the same rules to all students equally.	13.04% 3	8.70% 2	4.35% 1	56.52% 13	17.39% 4	23
I sometimes stay home because I do not feel safe at school.	65.22% 15	21.74% 5	4.35% 1	8.70% 2	0.00% 0	23
Adults in this school are usually willing to make the time to give students extra help.	8.70% 2	4.35% 1	13.04% 3	56.52% 13	17.39% 4	23
My teachers really care about me.	4.35% 1	4.35% 1	17.39% 4	56.52% 13	17.39% 4	23



## Q6. How safe do you feel....

	NOT SAFE	SOMEWHAT SAFE	MOSTLY SAFE	VERY SAFE	TOTAL
outside around the school?	0.00% 0	9.09% 2	45.45% 10	45.45% 10	22
in the hallways and bathrooms of the school?	4.35% 1	13.04% 3	21.74% 5	60.87% 14	23
in your classes?	4.35% 1	4.35% 1	21.74% 5	69.57% 16	23

## Q7. Thinking back over the past year in school, how often did you...

	NEVER	SELDOM	SOMETIMES	OFTEN	ALMOST ALWAYS	TOTAL
enjoy being in school?	4.35% 1	4.35% 1	34.78% 8	39.13% 9	17.39% 4	23
hate being in school?	21.74% 5	30.43% 7	39.13% 9	0.00% 0	8.70% 2	23
feel that the school work you were assigned was meaningful and important?	0.00% 0	17.39% 4	34.78% 8	26.09% 6	21.74% 5	23

## Q8. Please indicate how much you agree or disagree with the following...

	STRONGLY DISAGREE	DISAGREE	NEUTRAL	AGREE	STRONGLY AGREE	TOTAL
Students have lots of chances in my school to get involved in sports, clubs, and other school activities outside of class.	4.35% 1	0.00% 0	0.00% 0	65.22% 15	30.43% 7	23
I have opportunities to express myself at school.	4.35% 1	8.70% 2	17.39% 4	52.17% 12	17.39% 4	23
Students help decide what goes on in my school.	8.70% 2	8.70% 2	34.78% 8	39.13% 9	8.70% 2	23
I wish I went to a different school.	52.17% 12	30.43% 7	17.39% 4	0.00% 0	0.00% 0	23
In my school, students have lots of chances to help decide things, like activities and rules.	4.35% 1	26.09% 6	47.83% 11	13.04% 3	8.70% 2	23
I feel like I belong at this school.	4.35% 1	4.35% 1	26.09% 6	52.17% 12	13.04% 3	23

## Q8. Please indicate how much you agree or disagree with the following...

	STRONGLY DISAGREE	DISAGREE	NEUTRAL	AGREE	STRONGLY AGREE	TOTAL
Teachers and other adults here listen to students' ideas about the school.	0.00% 0	9.09% 2	31.82% 7	40.91% 9	18.18% 4	22
My family wants me to do well in school.	0.00% 0	0.00% 0	0.00% 0	17.39% 4	82.61% 19	23
My parents ask if I've gotten my homework done.	0.00% 0	0.00% 0	4.35% 1	30.43% 7	65.22% 15	23
My parents would punish me if they found out I skipped school.	0.00% 0	4.35% 1	8.70% 2	26.09% 6	60.87% 14	23

### Q9. I attend an afterschool program at a:

ANSWER CHOICES	RESPONSES	
Public school	57.14%	8
Church or religious organization	7.14%	1
Community center or community-sponsored entity	0.00%	0
Some other location	35.71%	5
TOTAL		14

# Student Comments, 7-8 (10)

Positive about school Overall, school is fun

A lot of my opinions about my school experience come from the way my teachers act and teach and treat me.

No thank you



# Questions, Thoughts, Wonderings

?